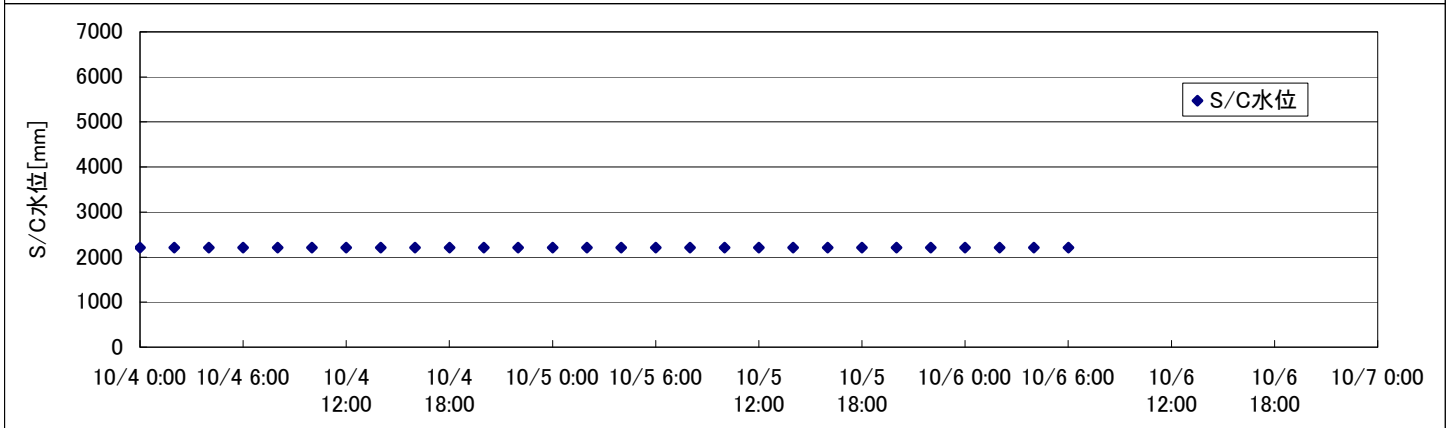
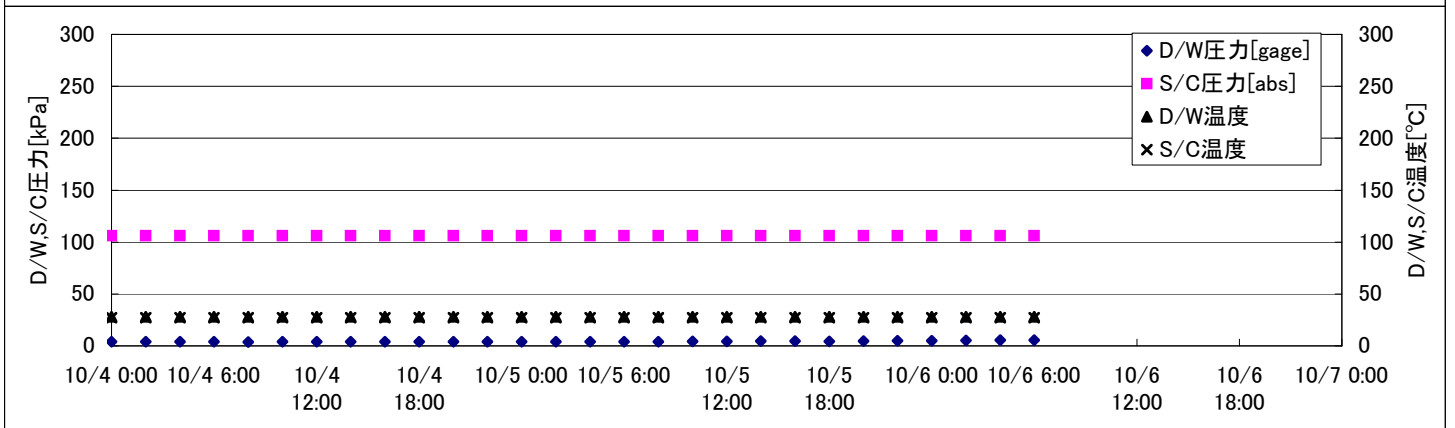
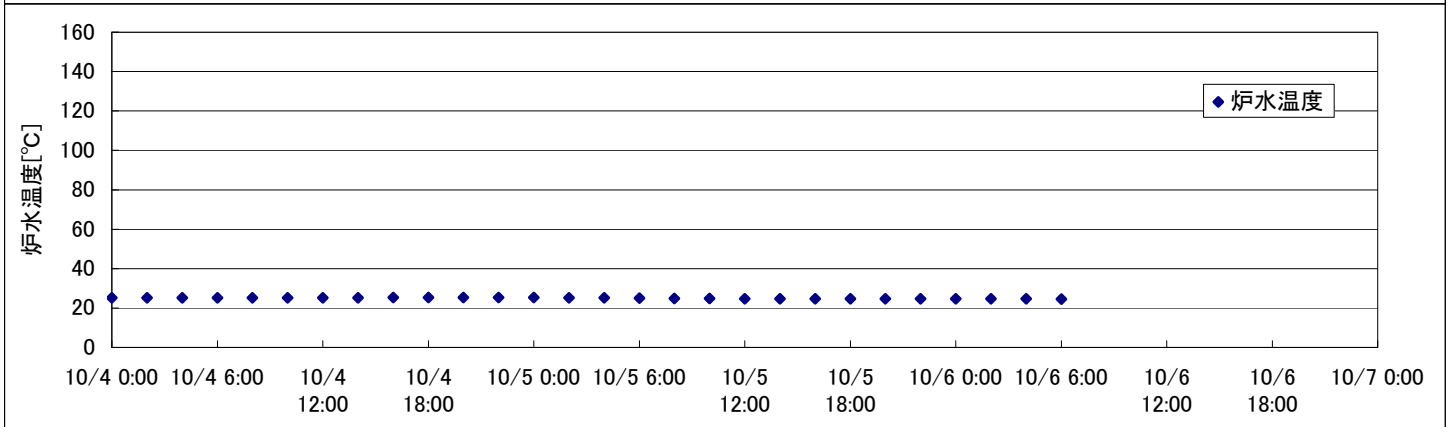
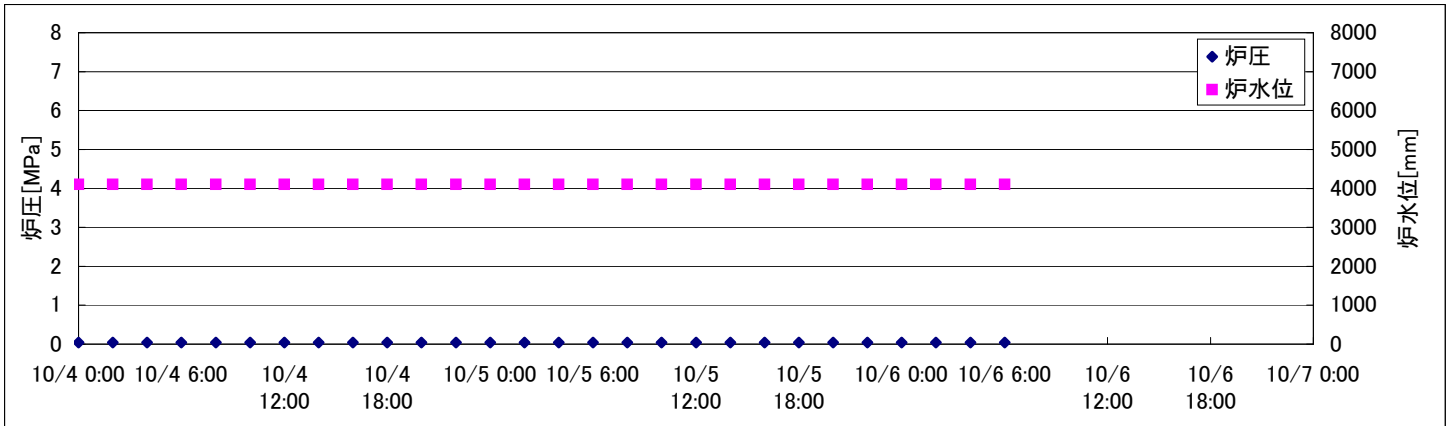
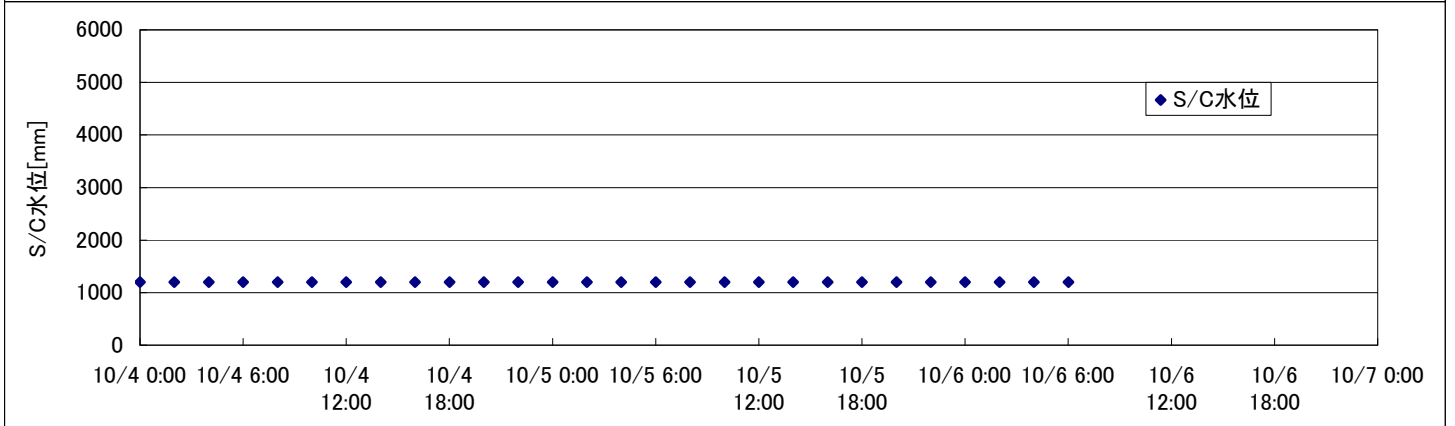
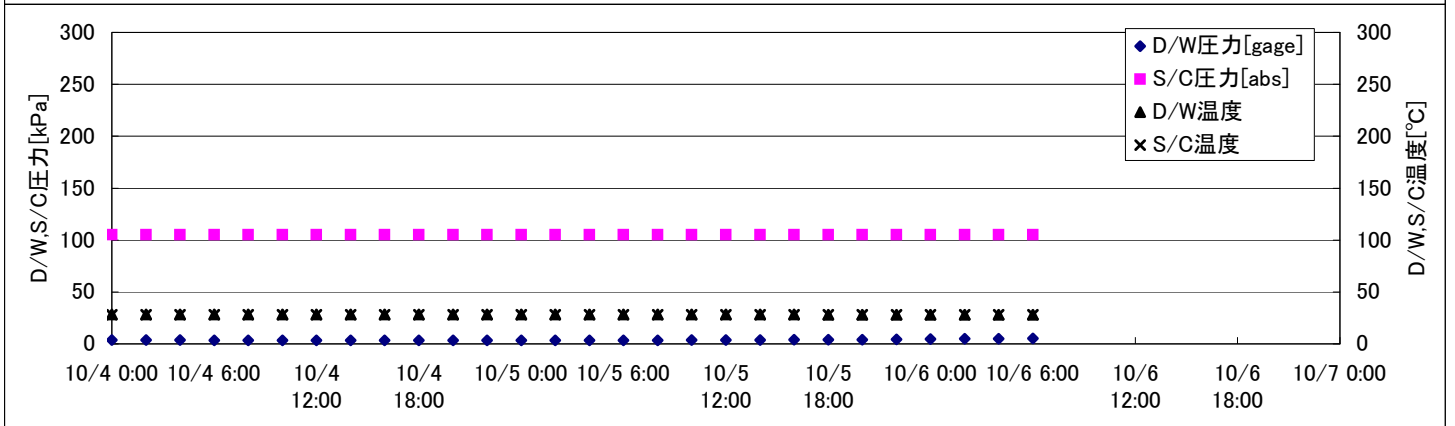
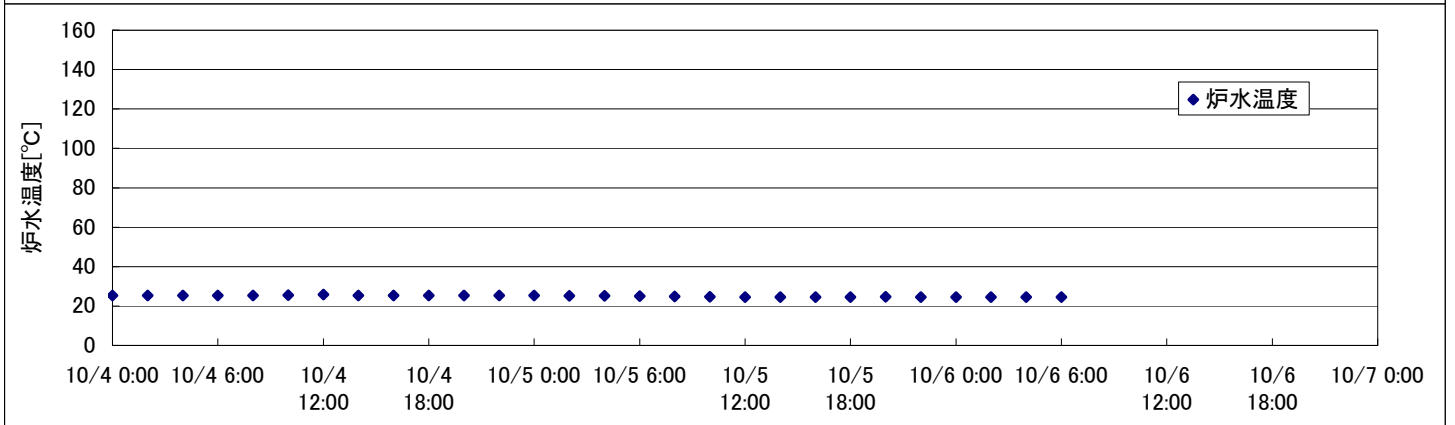
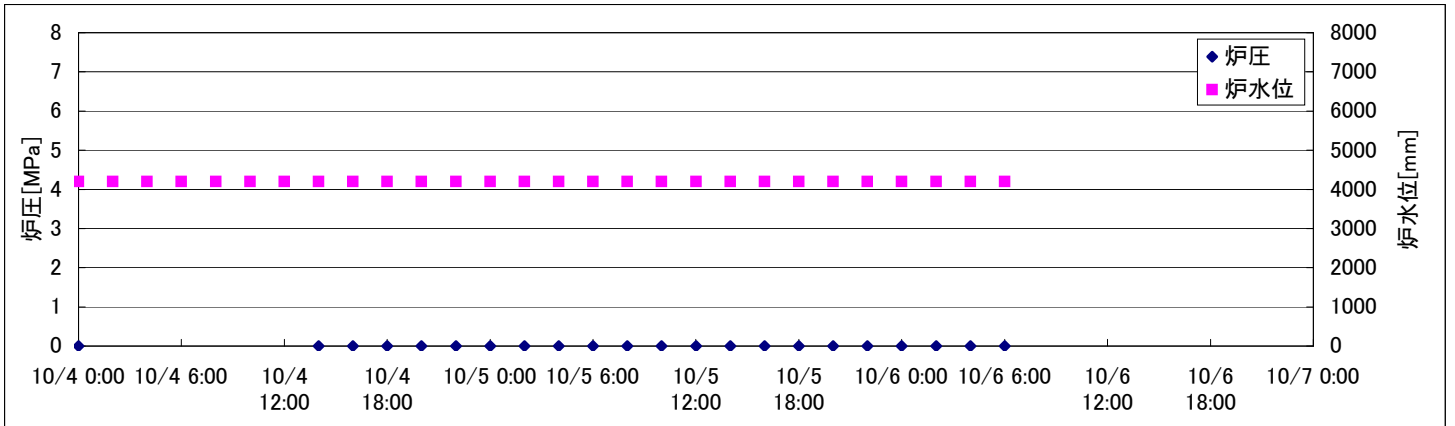


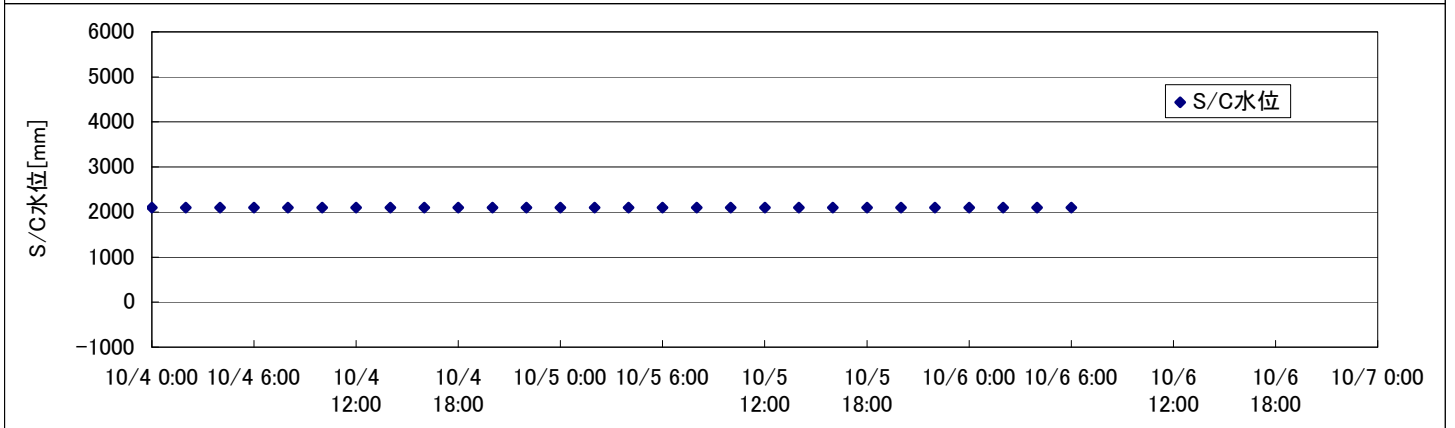
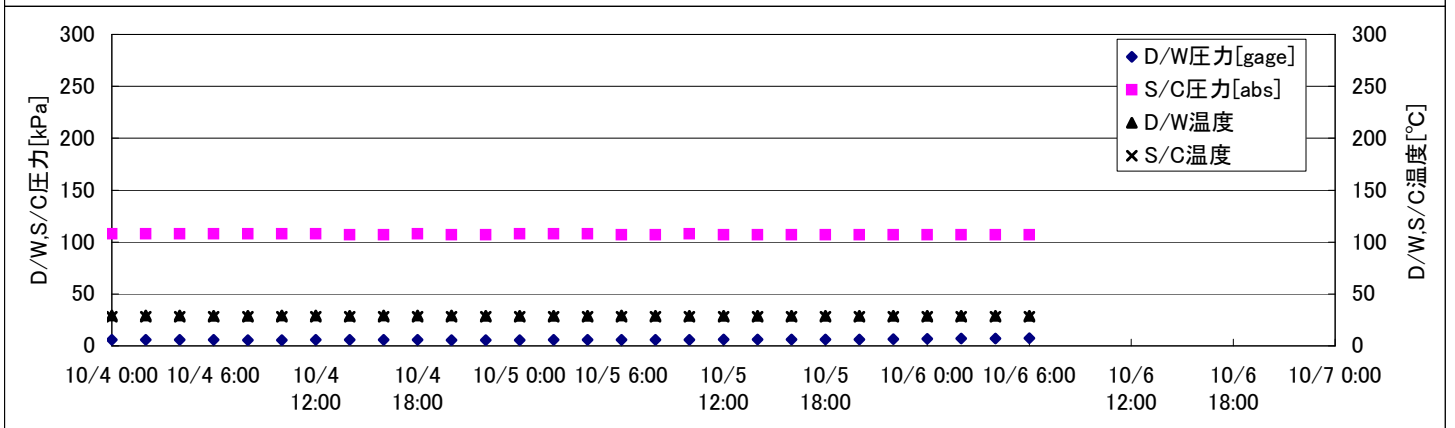
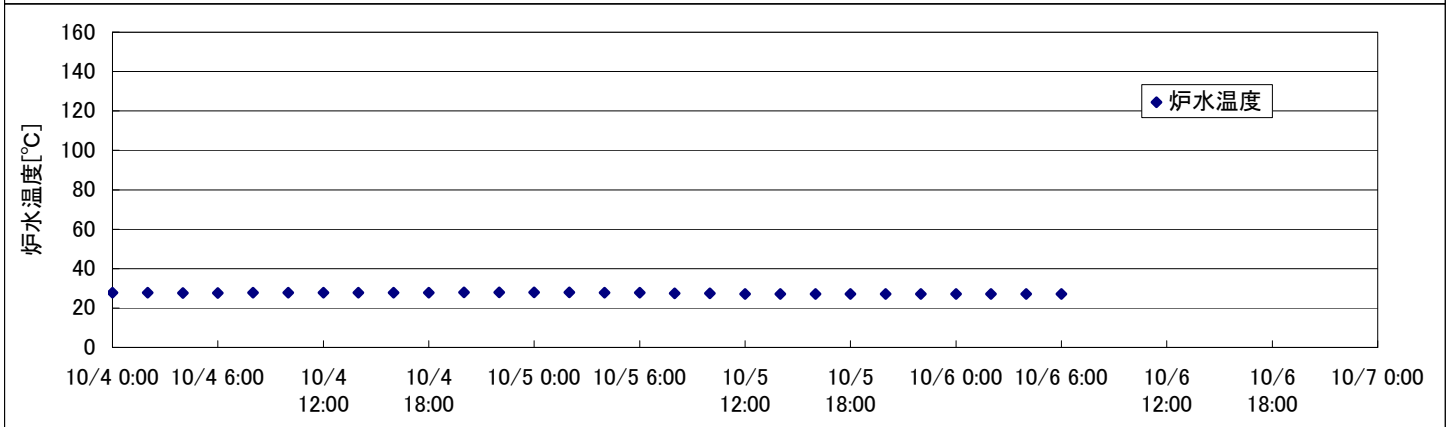
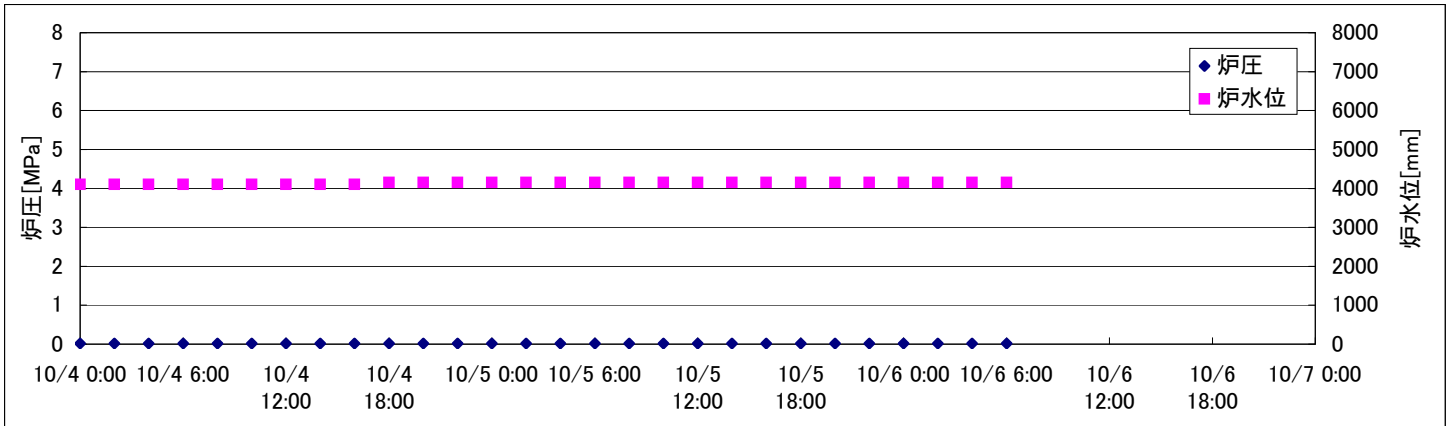
## 2F-1号機



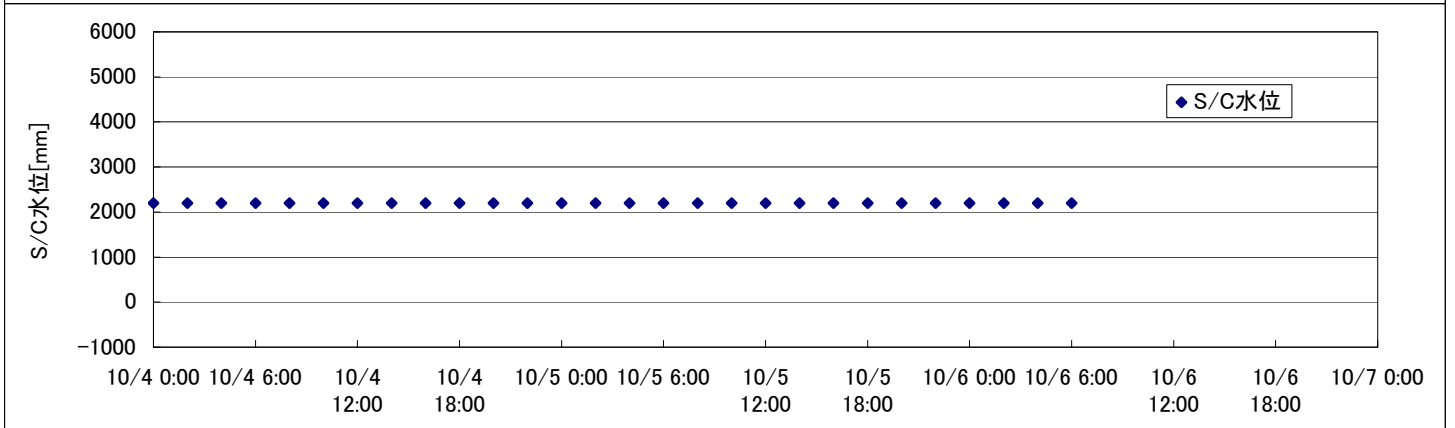
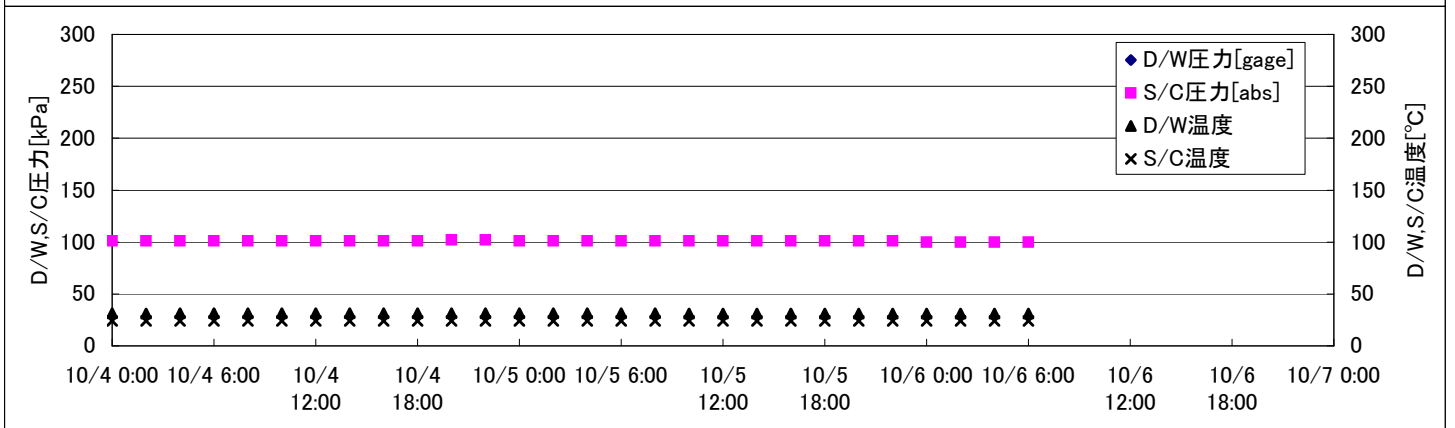
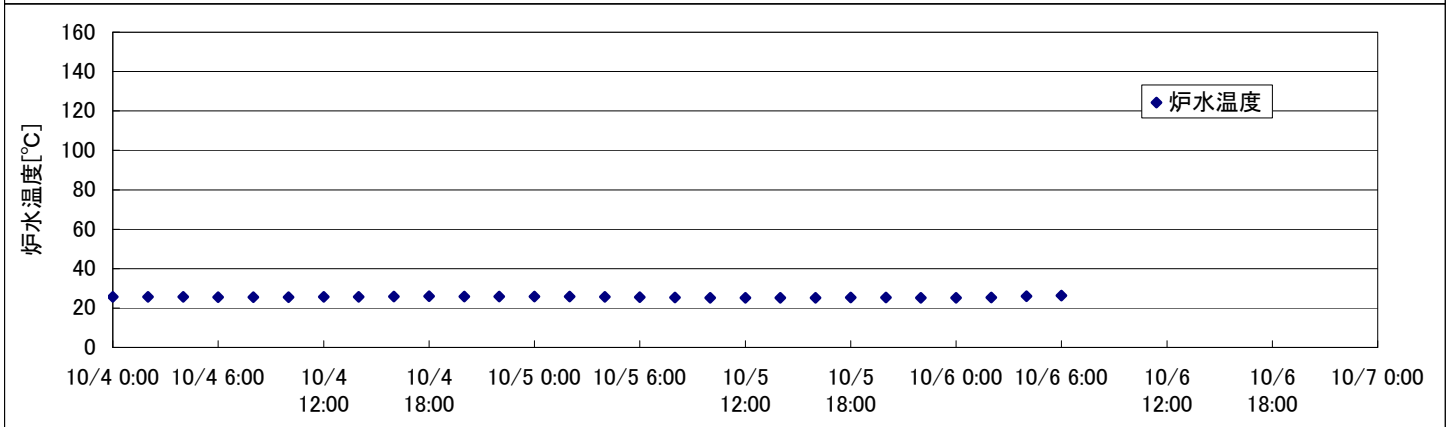
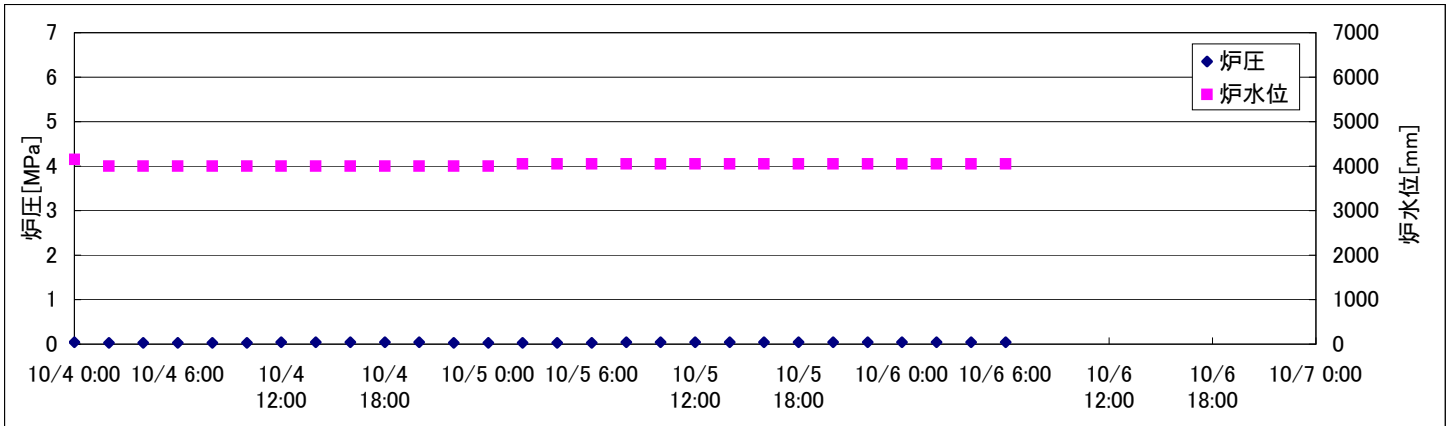
## 2F-2号機



## 2F-3号機



## 2F-4号機









## 2F-4号機

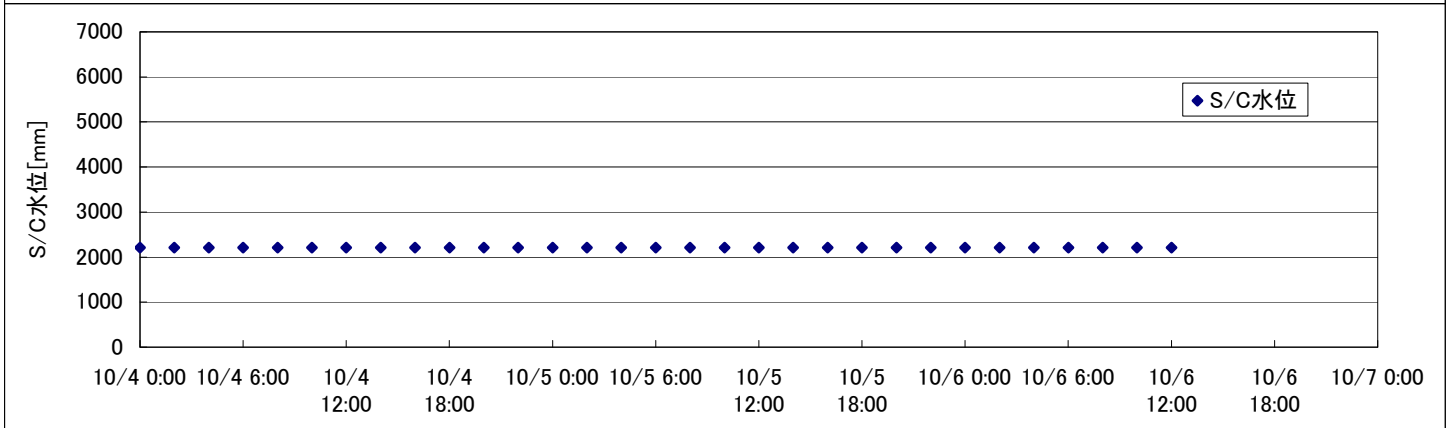
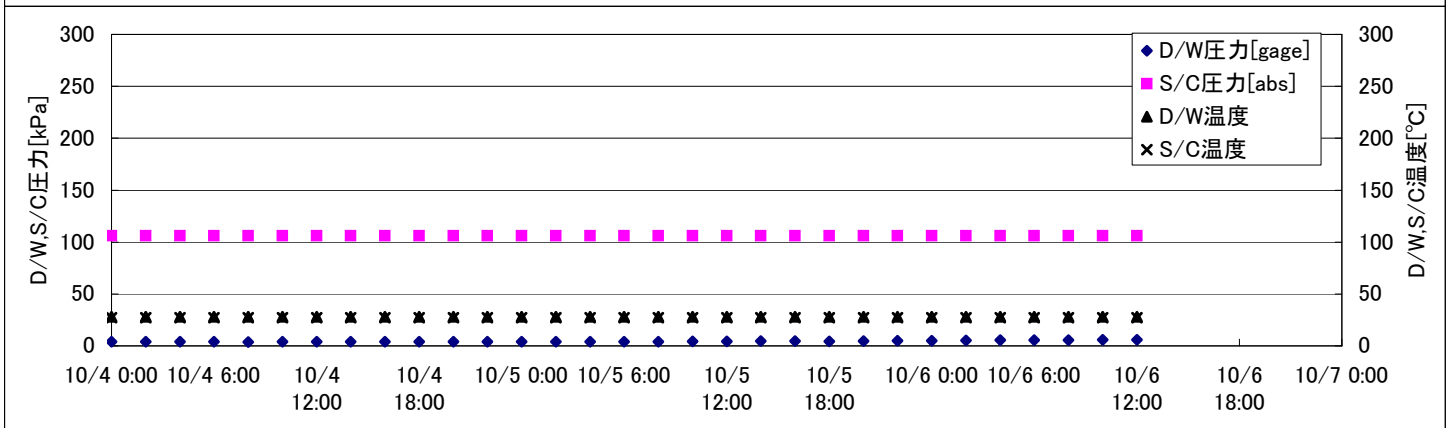
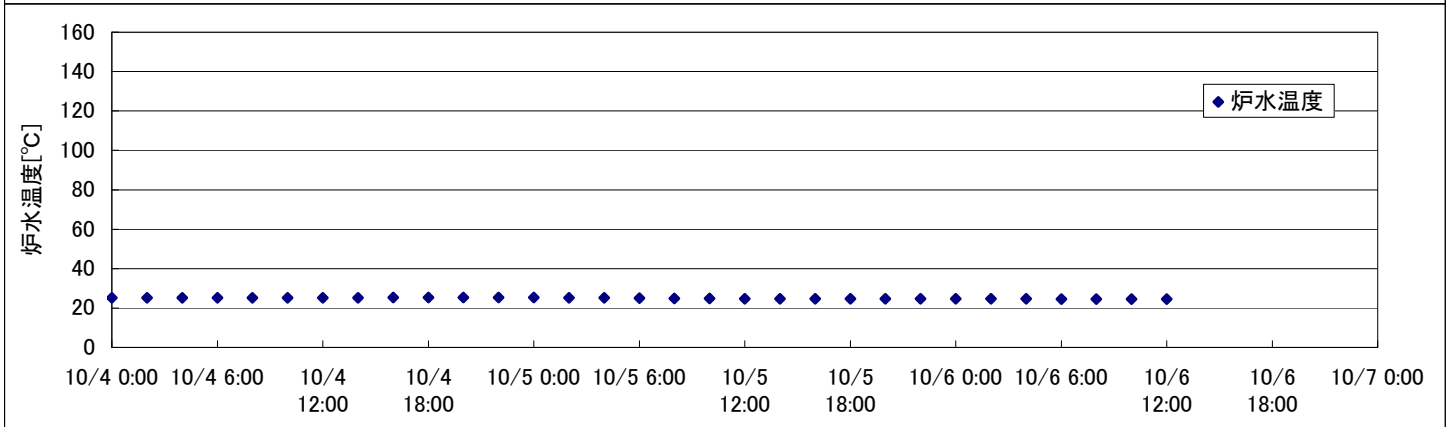
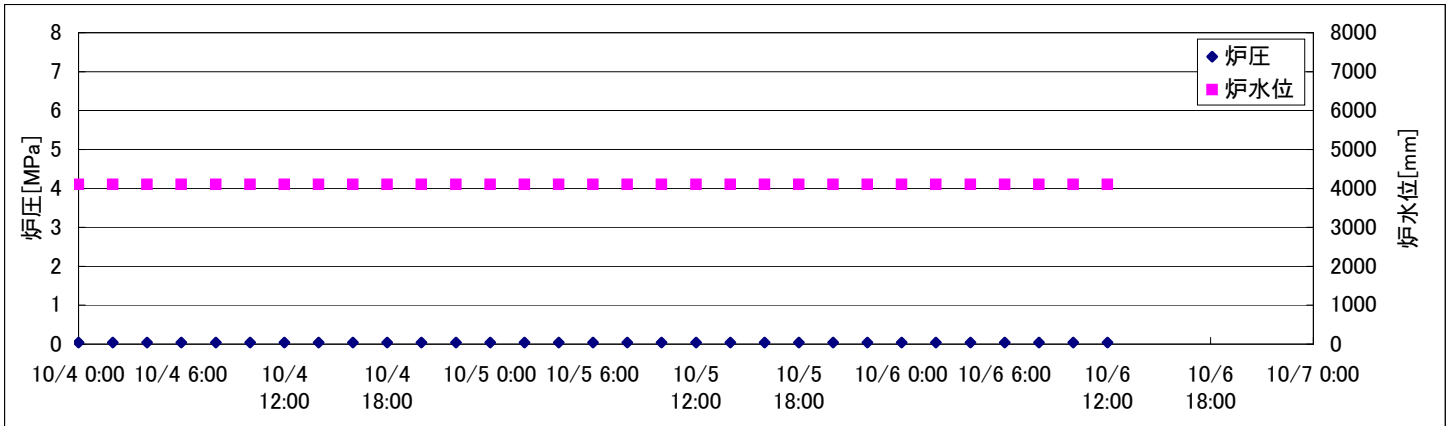
※燃料頂部(TAF)からの水位=炉水位+4200[mm]

時間	炉圧 [MPa (gage)]	炉水位 [mm] 停止時	炉水温度[°C]	D/W圧力 [kPa(gage)]	D/W温度 [°C]	S/C圧力 [kPa(abs)]	S/C水位 [mm]	S/C温度 [°C]
2011/10/4 0:00	0.04	4150	25.7		31.4	101	2200	24
2011/10/4 2:00	0.03	4000	25.6		31.1	101	2200	24
2011/10/4 4:00	0.03	4000	25.6		31.4	101	2200	24
2011/10/4 6:00	0.03	4000	25.5		31.3	101	2200	24
2011/10/4 8:00	0.03	4000	25.5		31.4	101	2200	24
2011/10/4 10:00	0.03	4000	25.5		31.3	101	2200	24
2011/10/4 12:00	0.04	4000	25.6		31.3	101	2200	24
2011/10/4 14:00	0.04	4000	25.7		31.4	101	2200	24
2011/10/4 16:00	0.04	4000	25.8		31.3	101	2200	24
2011/10/4 18:00	0.04	4000	26.0		31.4	101	2200	24
2011/10/4 20:00	0.04	4000	25.9		31.5	102	2200	24
2011/10/4 22:00	0.03	4000	25.9		31.3	102	2200	24
2011/10/5 0:00	0.03	4000	25.8		31.3	101	2200	24
2011/10/5 2:00	0.03	4050	25.8		31.3	101	2200	24
2011/10/5 4:00	0.03	4050	25.7		31.3	101	2200	24
2011/10/5 6:00	0.03	4050	25.5		31.3	101	2200	24
2011/10/5 8:00	0.04	4050	25.4		31.3	101	2200	24
2011/10/5 10:00	0.04	4050	25.2		31.2	101	2200	24
2011/10/5 12:00	0.04	4050	25.2		31.2	101	2200	24
2011/10/5 14:00	0.04	4050	25.2		31.2	101	2200	24
2011/10/5 16:00	0.04	4050	25.1		31.2	101	2200	24
2011/10/5 18:00	0.04	4050	25.4		31.1	101	2200	24
2011/10/5 20:00	0.04	4050	25.3		31.2	101	2200	24
2011/10/5 22:00	0.04	4050	25.2		31.2	101	2200	24
2011/10/6 0:00	0.04	4050	25.1		31.2	100	2200	24
2011/10/6 2:00	0.04	4050	25.4		31.2	100	2200	24
2011/10/6 4:00	0.04	4050	26.0		31.2	100	2200	24
<b>2011/10/6 6:00</b>	<b>0.04</b>	<b>4050</b>	<b>26.3</b>		<b>31.2</b>	<b>100</b>	<b>2200</b>	<b>24</b>
2011/10/6 8:00								
2011/10/6 10:00								
2011/10/6 12:00								
2011/10/6 14:00								
2011/10/6 16:00								
2011/10/6 18:00								
2011/10/6 20:00								
2011/10/6 22:00								
2011/10/7 0:00								

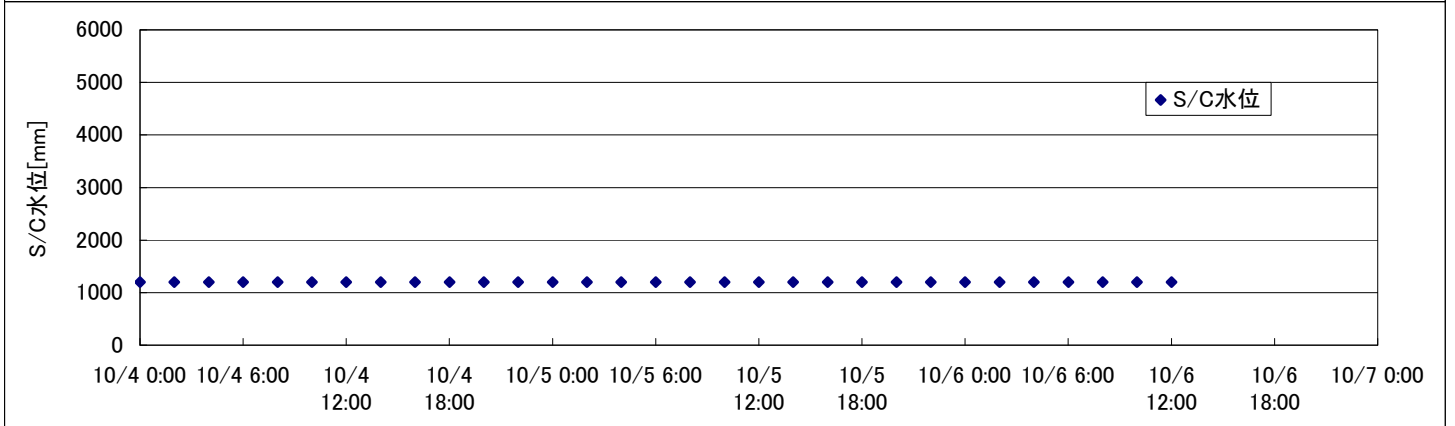
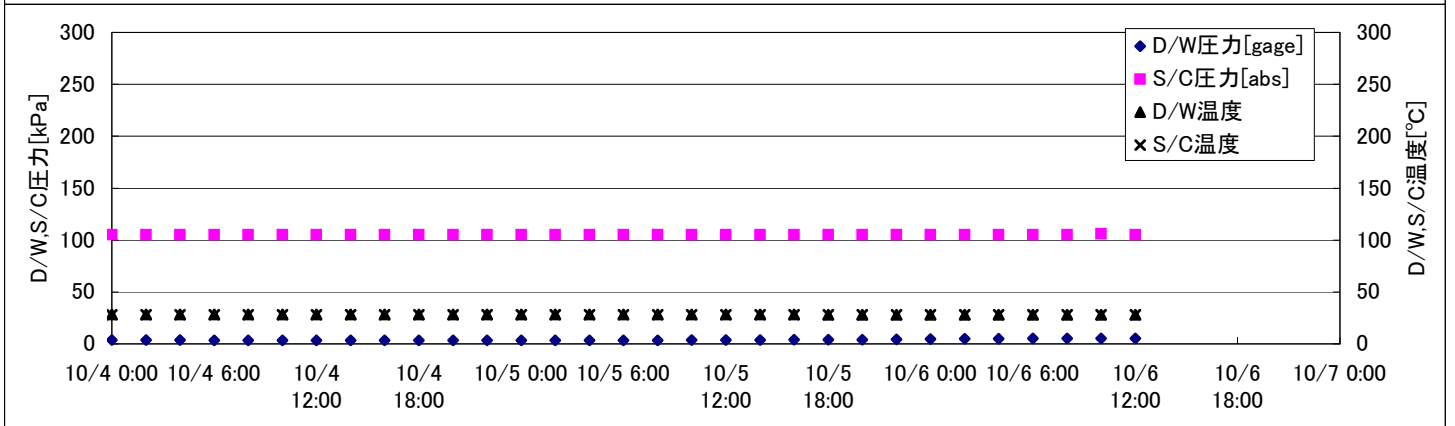
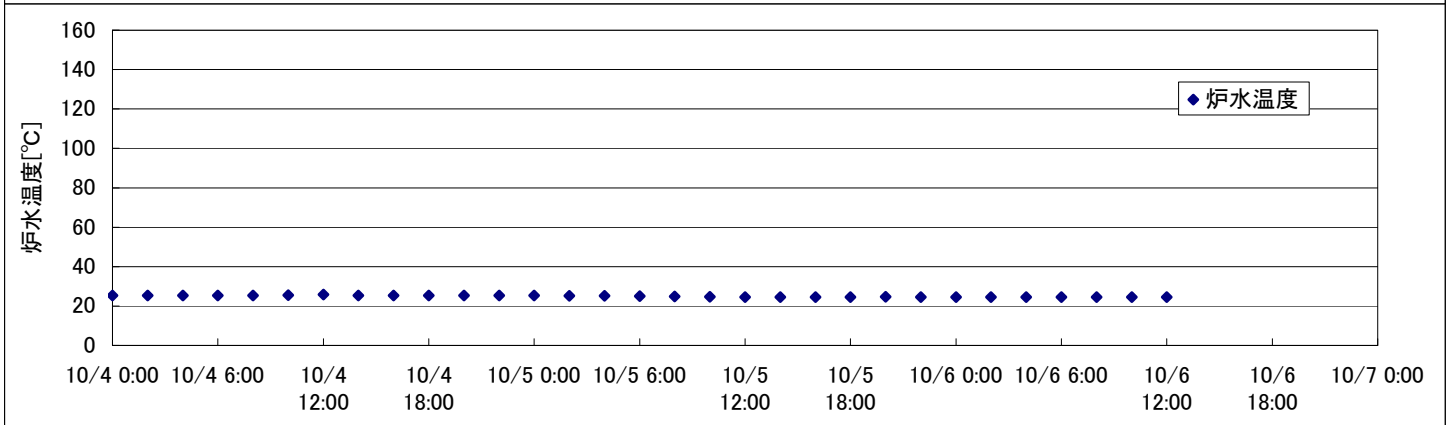
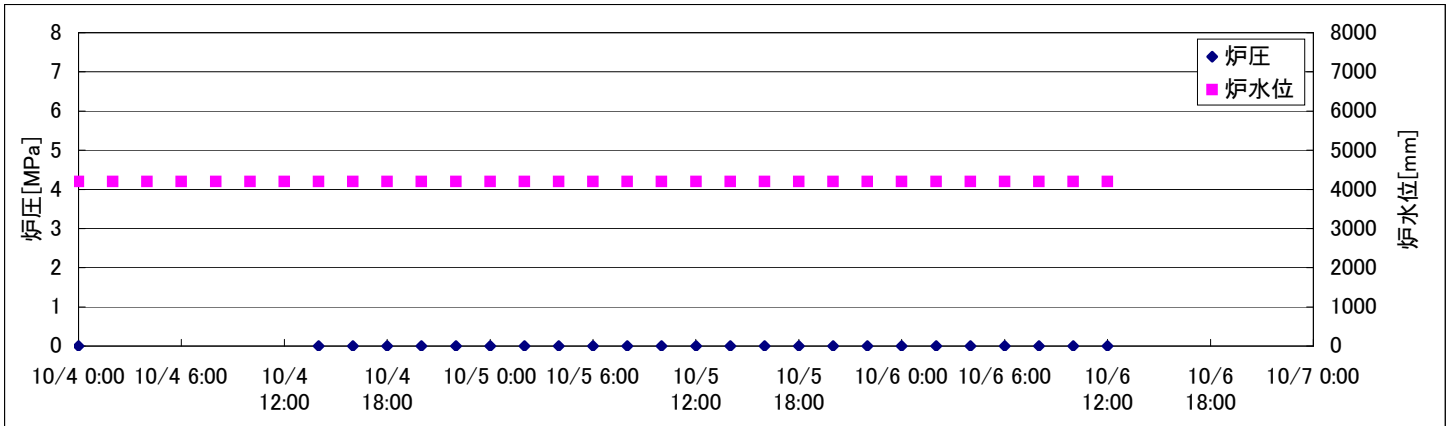
D/W圧力について  
 ・パーソナルエアロックドア開放中であるため、9/6 10:00 より記載せず  
 10/5 17:01 RHRポンプ(B) 停止  
 17:08 RHRポンプ(A) 起動



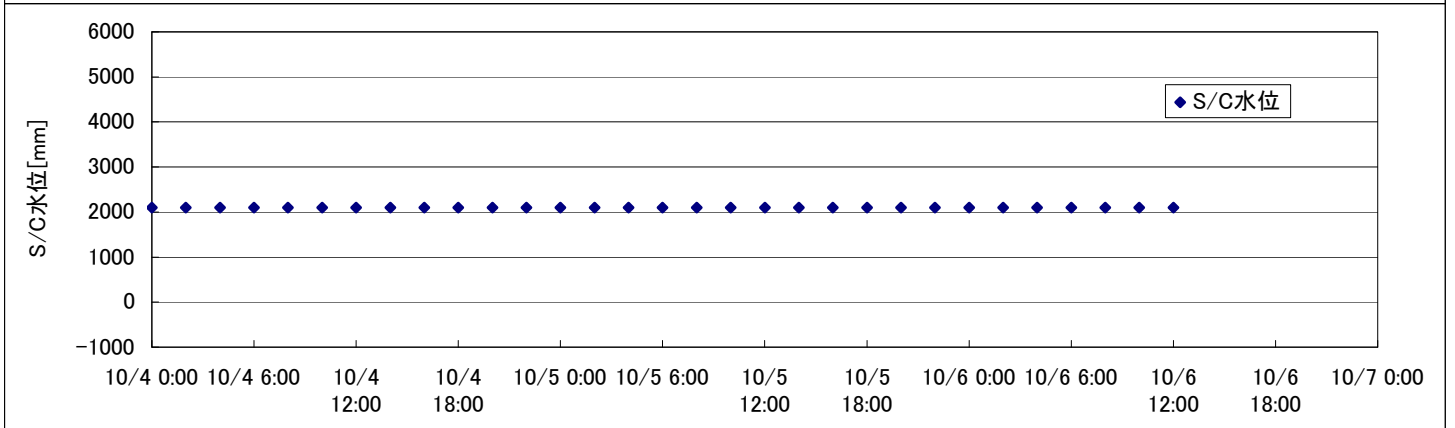
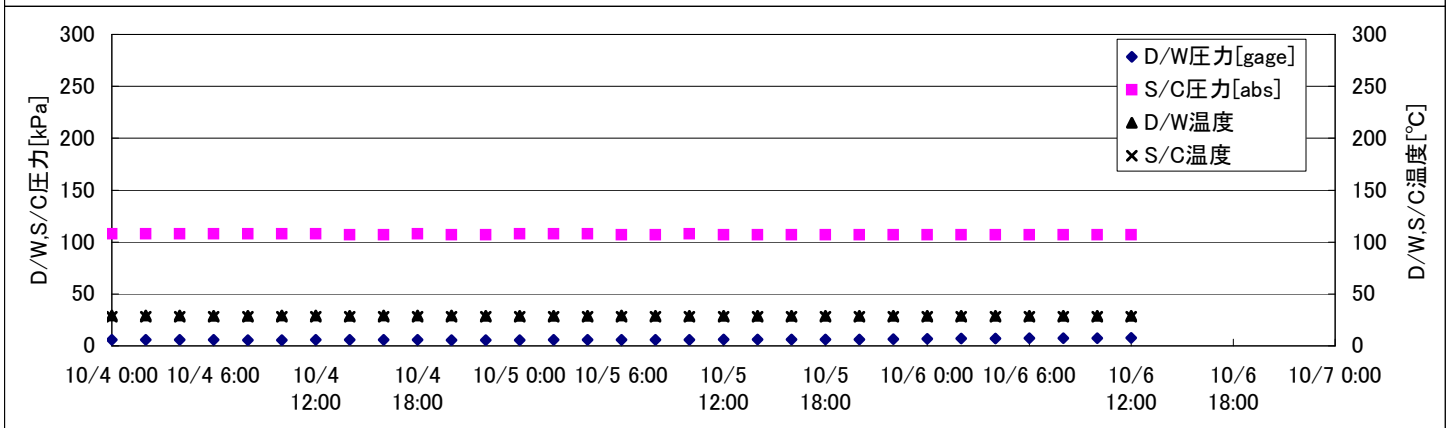
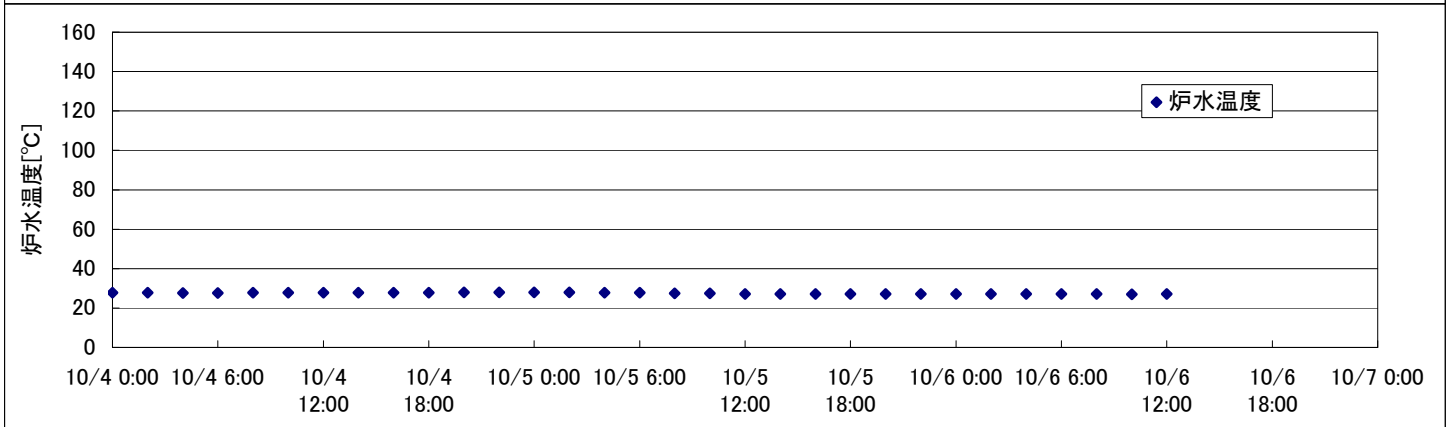
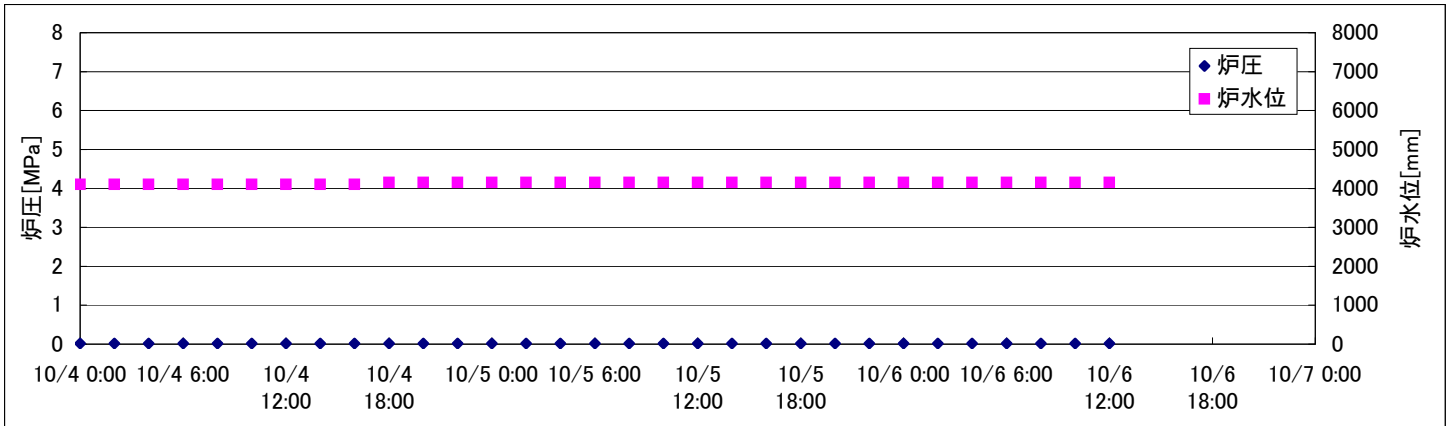
## 2F-1号機



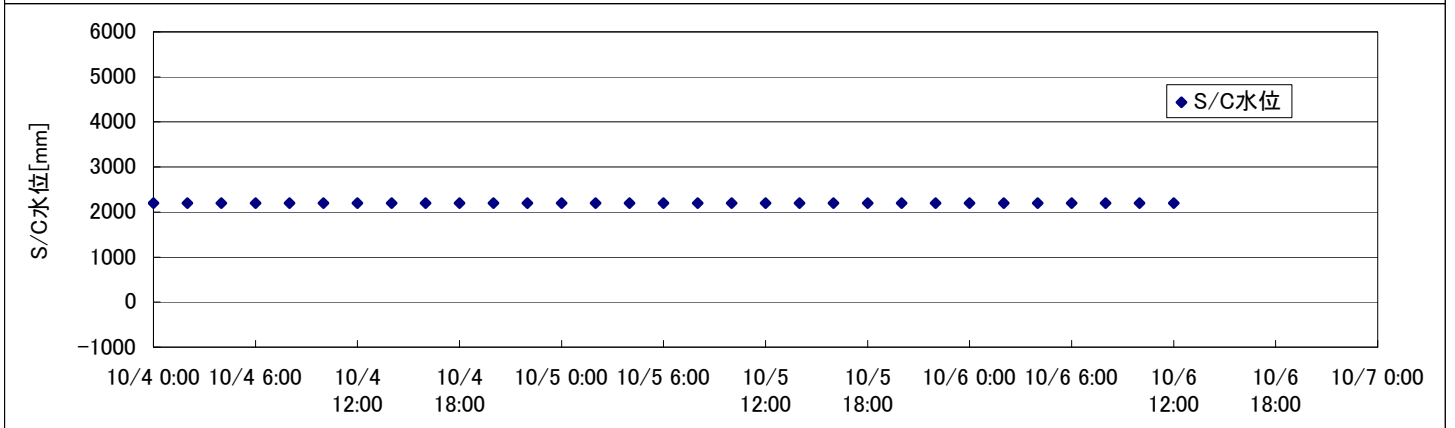
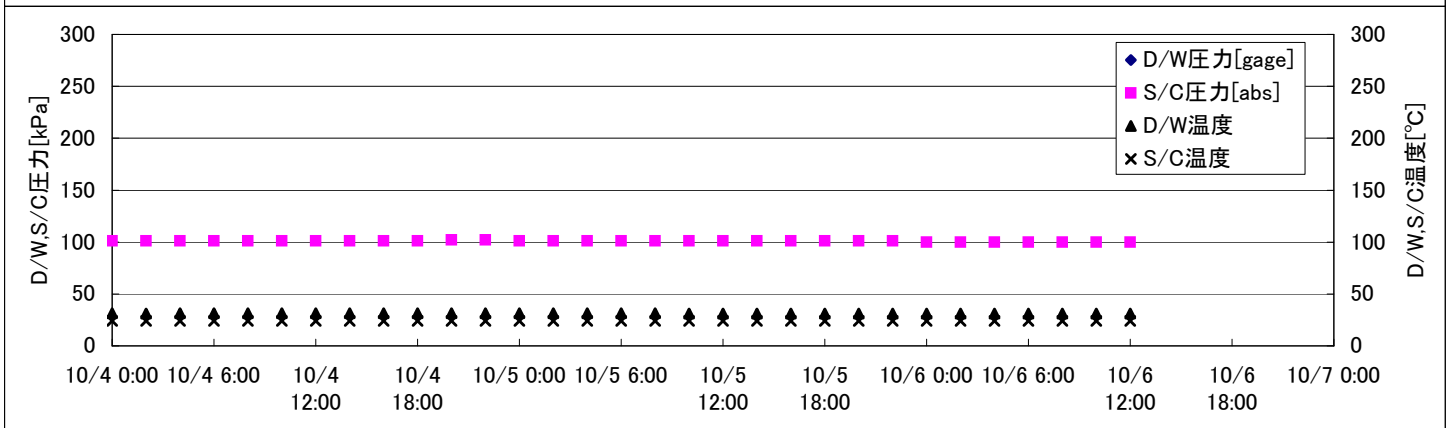
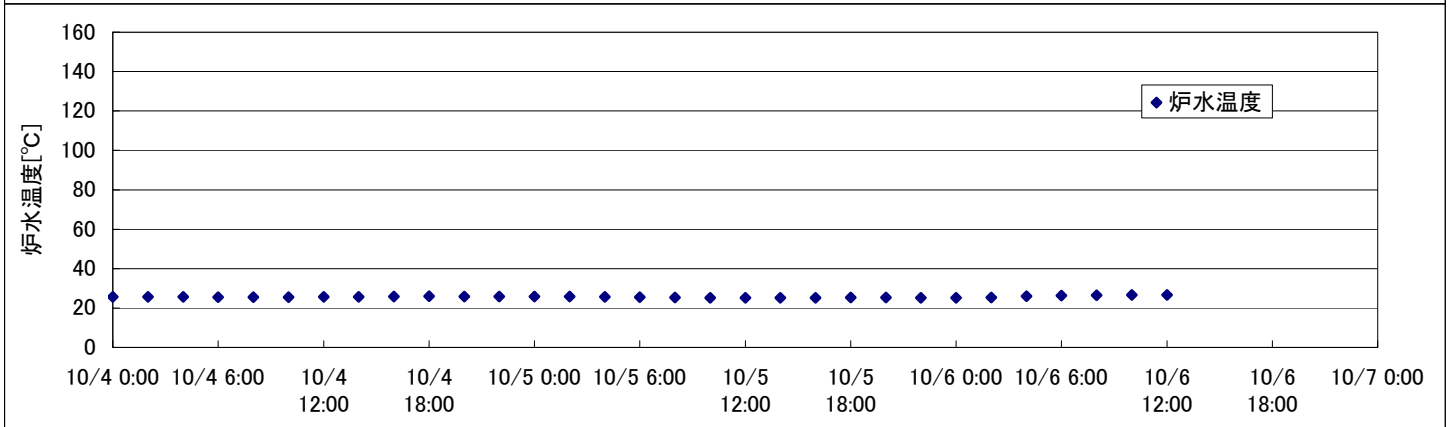
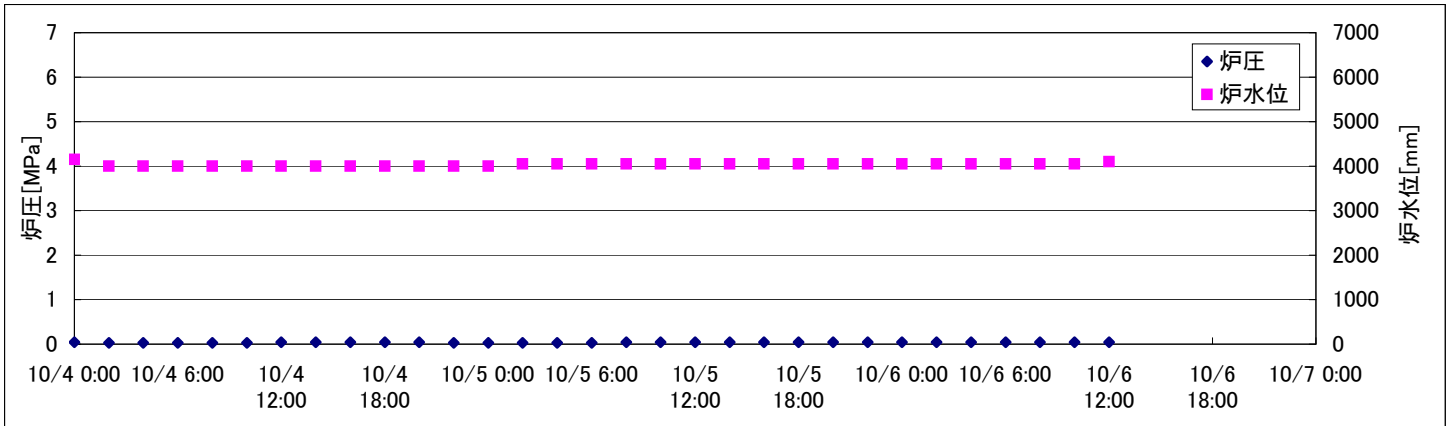
## 2F-2号機



# 2F-3号機



## 2F-4号機









## 2F-4号機

※燃料頂部(TAF)からの水位=炉水位+4200[mm]

時間	炉圧 [MPa (gage)]	炉水位 [mm] 停止時	炉水温度[°C]	D/W圧力 [kPa(gage)]	D/W温度 [°C]	S/C圧力 [kPa(abs)]	S/C水位 [mm]	S/C温度 [°C]
2011/10/4 0:00	0.04	4150	25.7		31.4	101	2200	24
2011/10/4 2:00	0.03	4000	25.6		31.1	101	2200	24
2011/10/4 4:00	0.03	4000	25.6		31.4	101	2200	24
2011/10/4 6:00	0.03	4000	25.5		31.3	101	2200	24
2011/10/4 8:00	0.03	4000	25.5		31.4	101	2200	24
2011/10/4 10:00	0.03	4000	25.5		31.3	101	2200	24
2011/10/4 12:00	0.04	4000	25.6		31.3	101	2200	24
2011/10/4 14:00	0.04	4000	25.7		31.4	101	2200	24
2011/10/4 16:00	0.04	4000	25.8		31.3	101	2200	24
2011/10/4 18:00	0.04	4000	26.0		31.4	101	2200	24
2011/10/4 20:00	0.04	4000	25.9		31.5	102	2200	24
2011/10/4 22:00	0.03	4000	25.9		31.3	102	2200	24
2011/10/5 0:00	0.03	4000	25.8		31.3	101	2200	24
2011/10/5 2:00	0.03	4050	25.8		31.3	101	2200	24
2011/10/5 4:00	0.03	4050	25.7		31.3	101	2200	24
2011/10/5 6:00	0.03	4050	25.5		31.3	101	2200	24
2011/10/5 8:00	0.04	4050	25.4		31.3	101	2200	24
2011/10/5 10:00	0.04	4050	25.2		31.2	101	2200	24
2011/10/5 12:00	0.04	4050	25.2		31.2	101	2200	24
2011/10/5 14:00	0.04	4050	25.2		31.2	101	2200	24
2011/10/5 16:00	0.04	4050	25.1		31.2	101	2200	24
2011/10/5 18:00	0.04	4050	25.4		31.1	101	2200	24
2011/10/5 20:00	0.04	4050	25.3		31.2	101	2200	24
2011/10/5 22:00	0.04	4050	25.2		31.2	101	2200	24
2011/10/6 0:00	0.04	4050	25.1		31.2	100	2200	24
2011/10/6 2:00	0.04	4050	25.4		31.2	100	2200	24
2011/10/6 4:00	0.04	4050	26.0		31.2	100	2200	24
2011/10/6 6:00	0.04	4050	26.3		31.2	100	2200	24
2011/10/6 8:00	0.04	4050	26.5		31.2	100	2200	24
2011/10/6 10:00	0.04	4050	26.6		31.2	100	2200	24
<b>2011/10/6 12:00</b>	<b>0.04</b>	<b>4100</b>	<b>26.6</b>		<b>31.1</b>	<b>100</b>	<b>2200</b>	<b>24</b>
2011/10/6 14:00								
2011/10/6 16:00								
2011/10/6 18:00								
2011/10/6 20:00								
2011/10/6 22:00								
2011/10/7 0:00								

D/W圧力について

・パーソナルエアロックドア開放中であるため、9/6 10:00 より記載せず