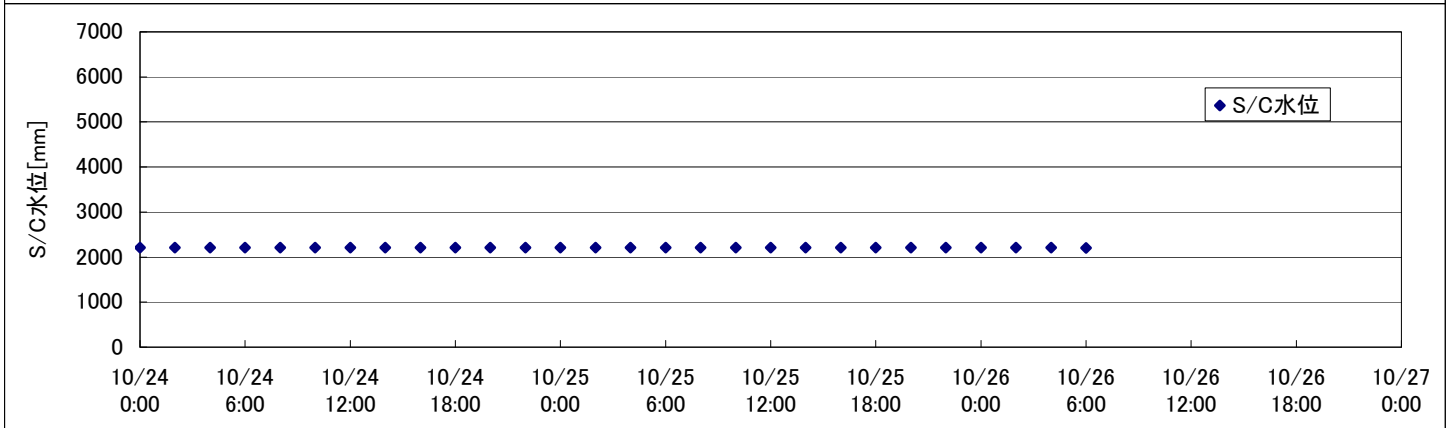
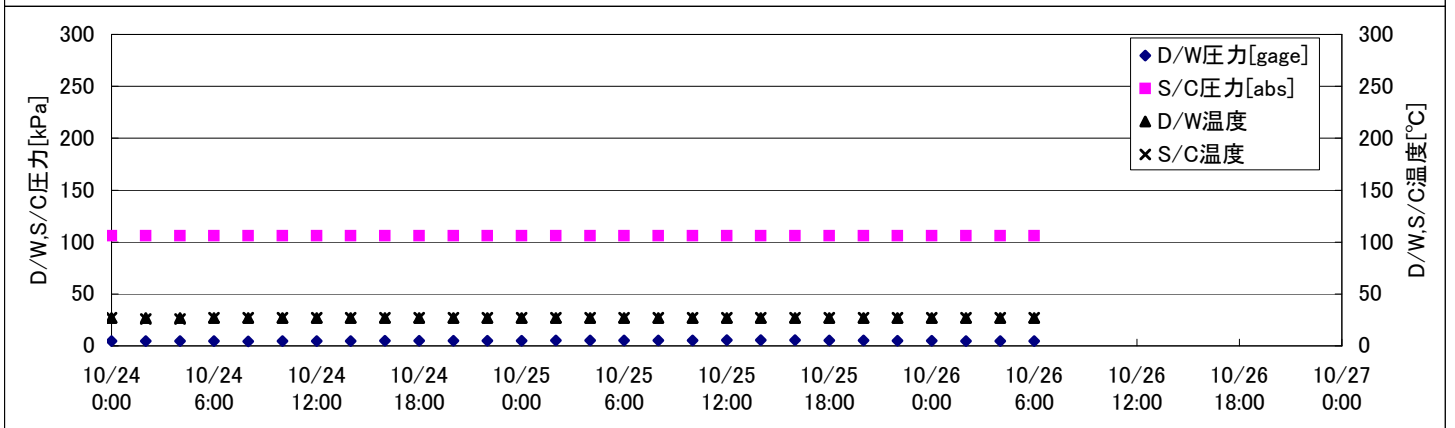
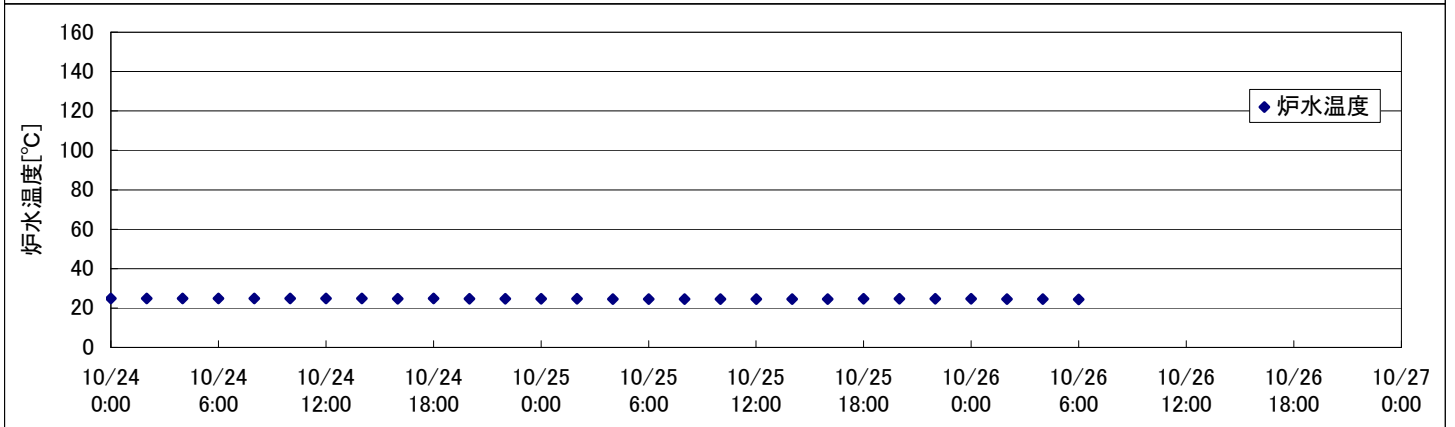
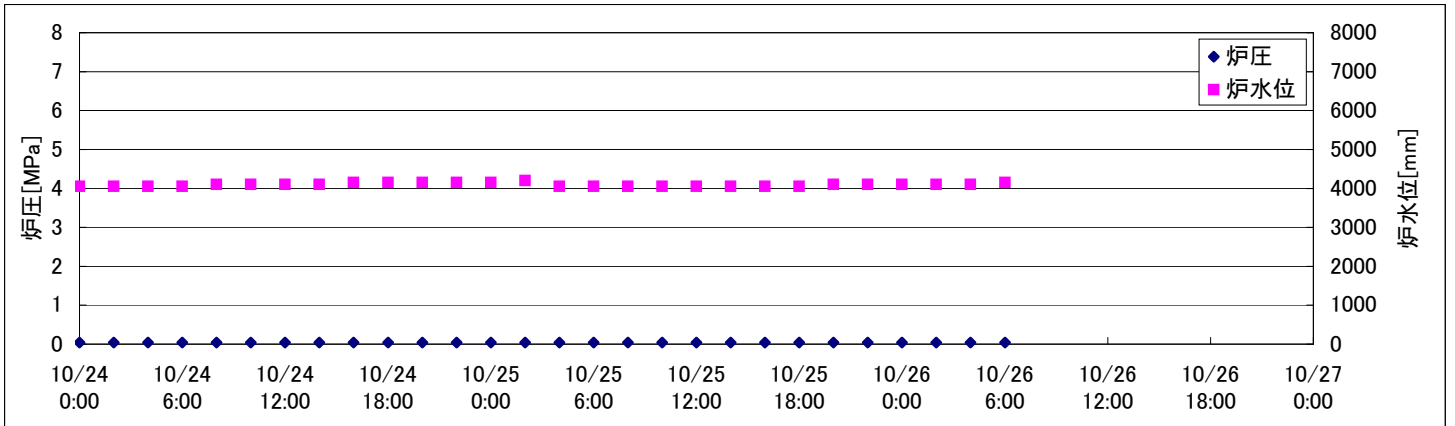
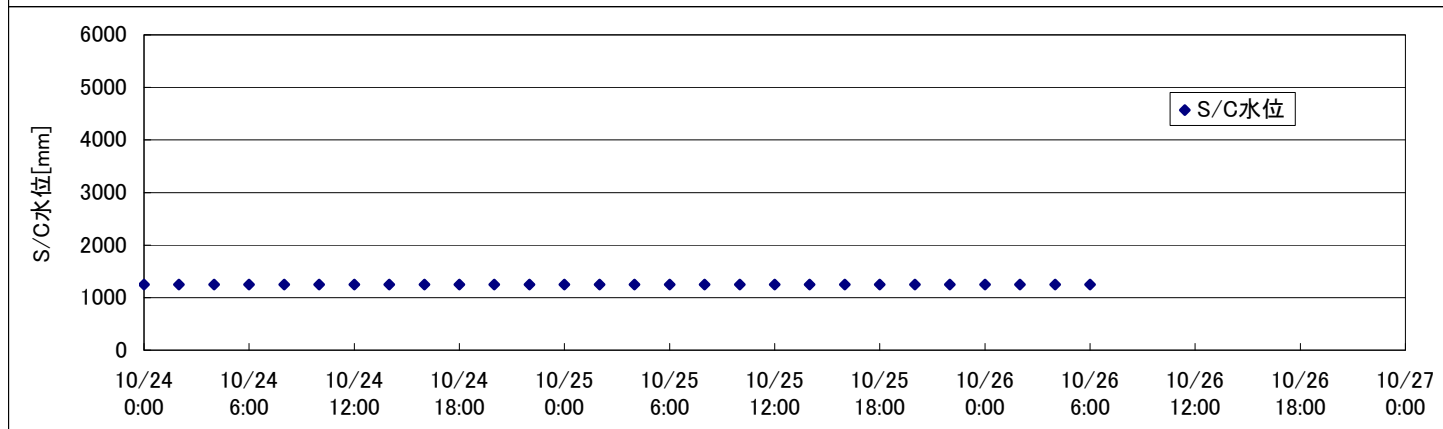
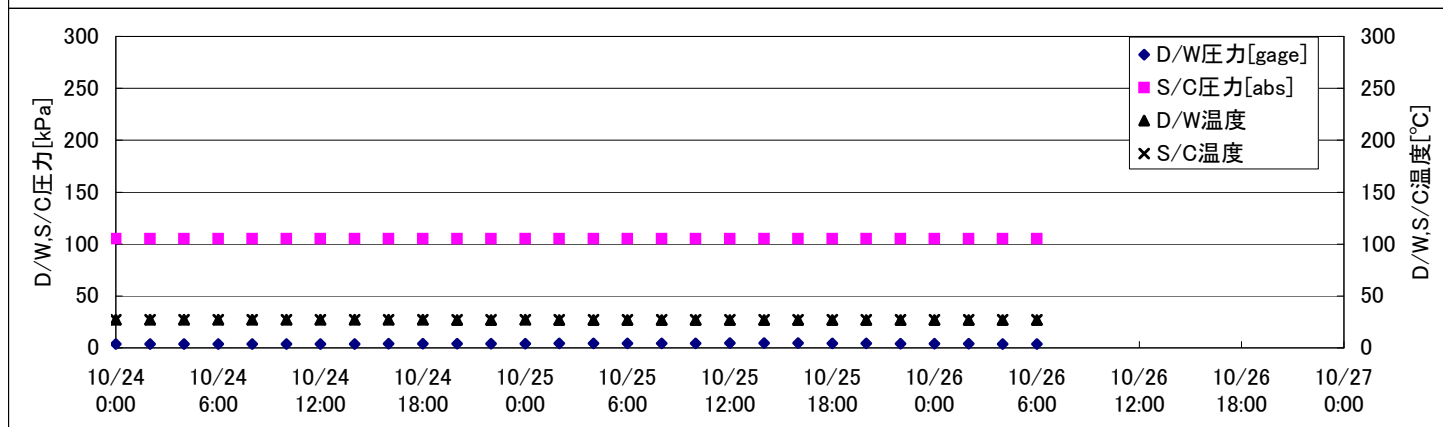
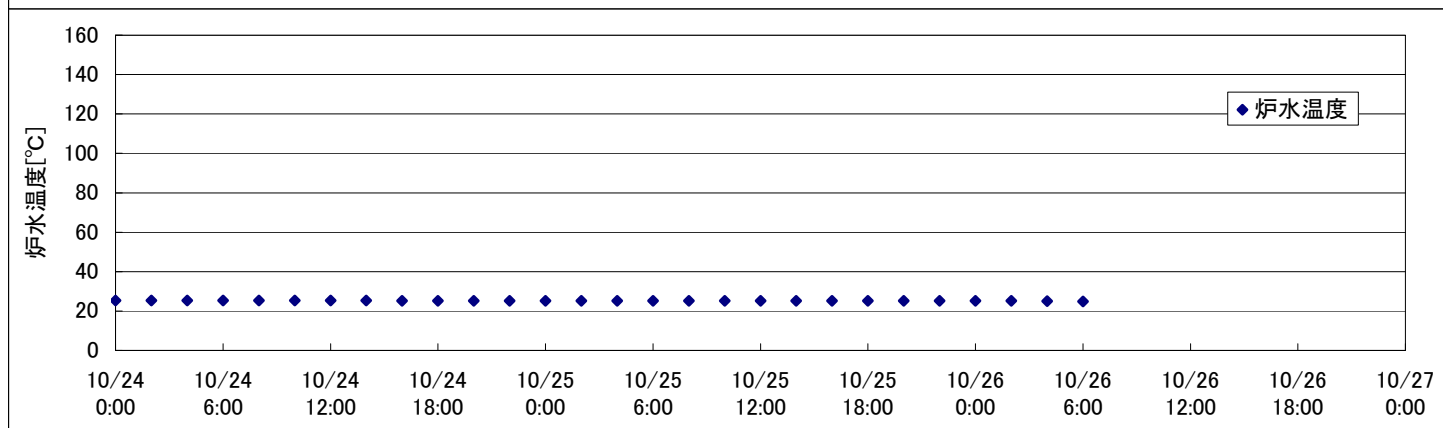
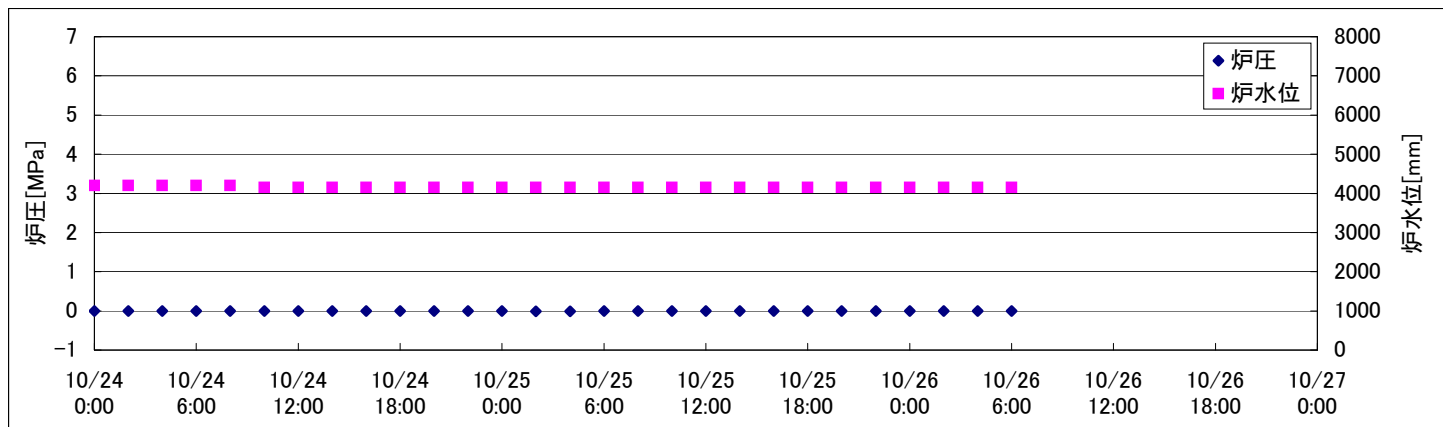


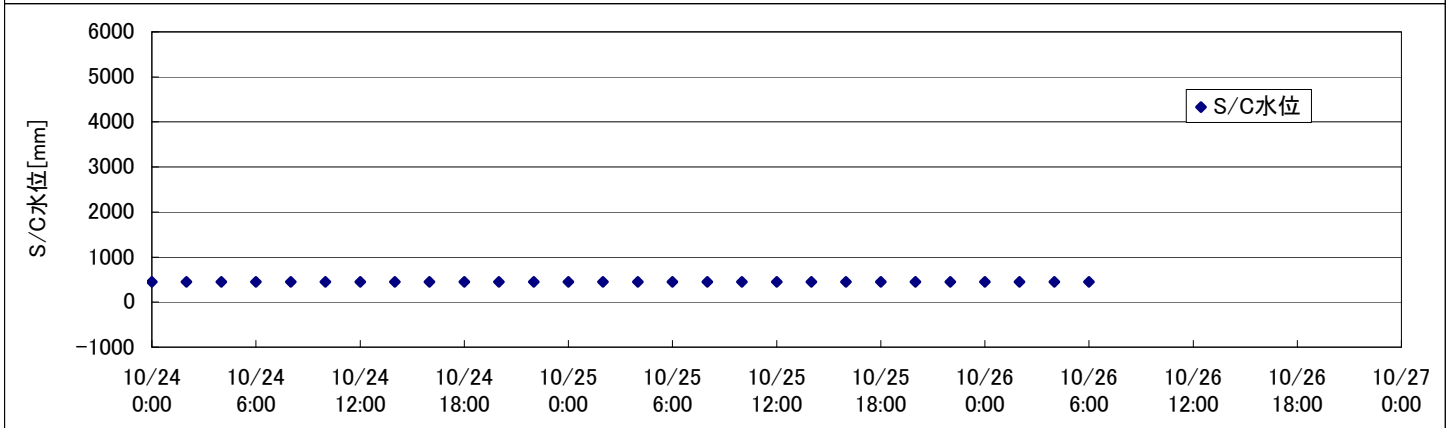
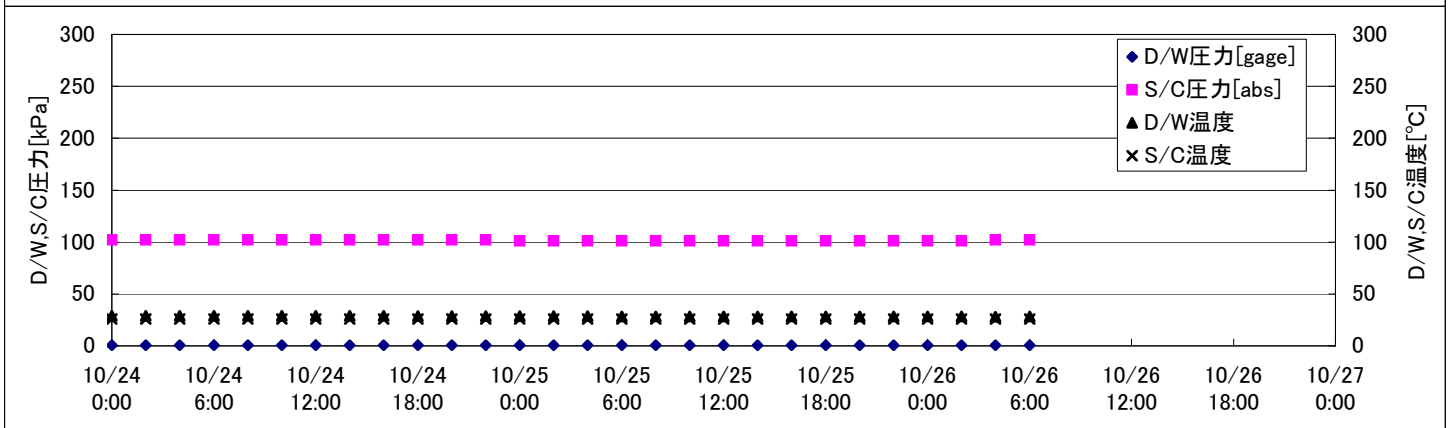
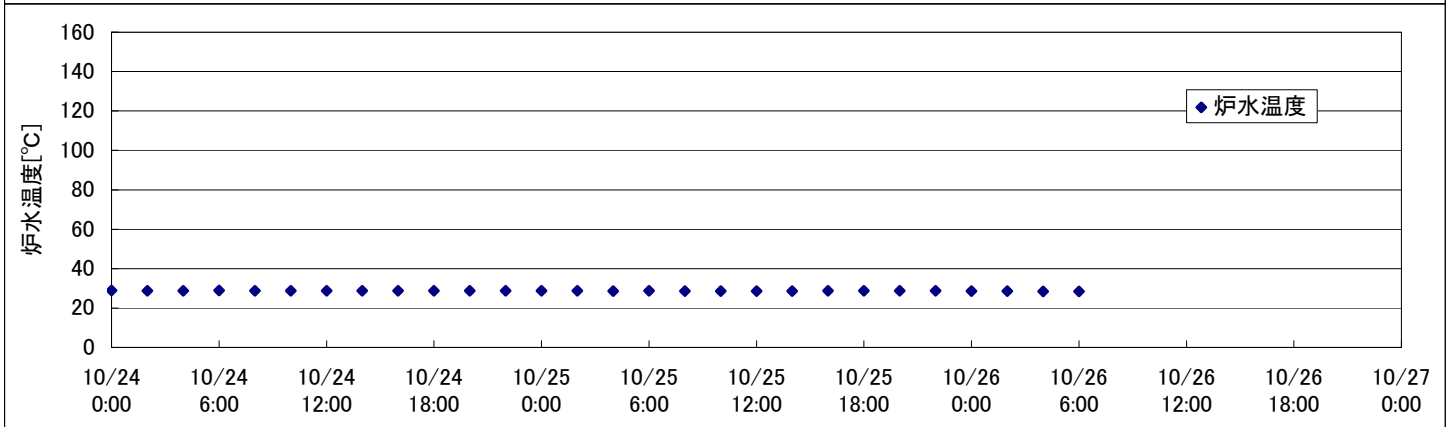
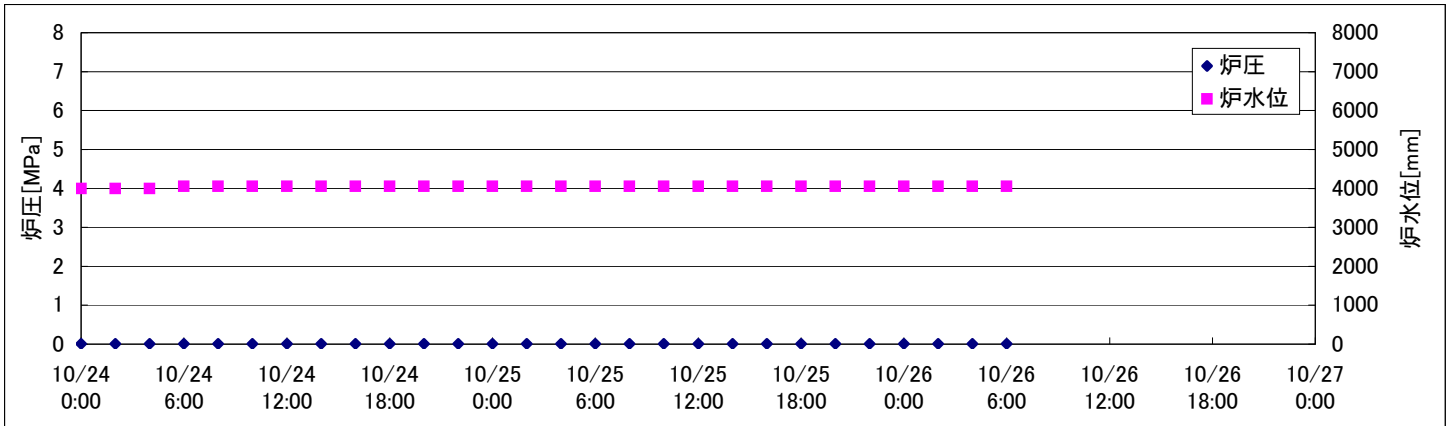
# 2F-1号機



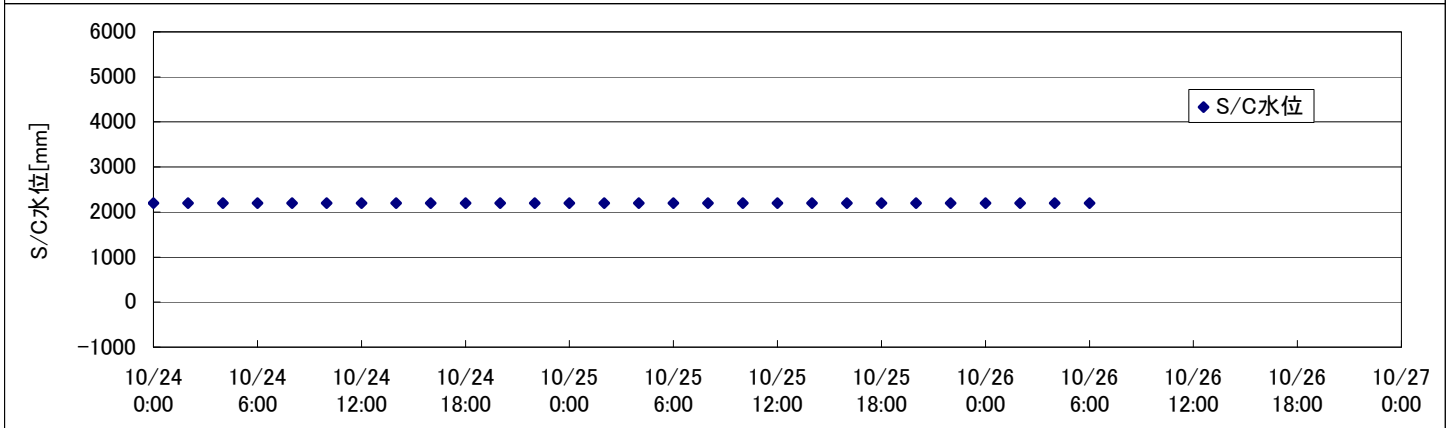
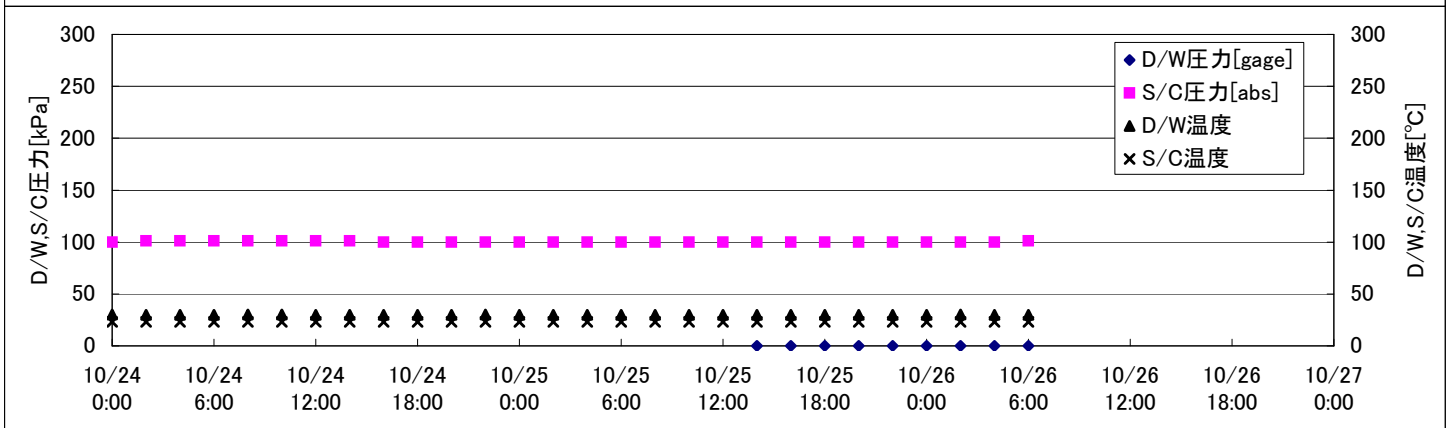
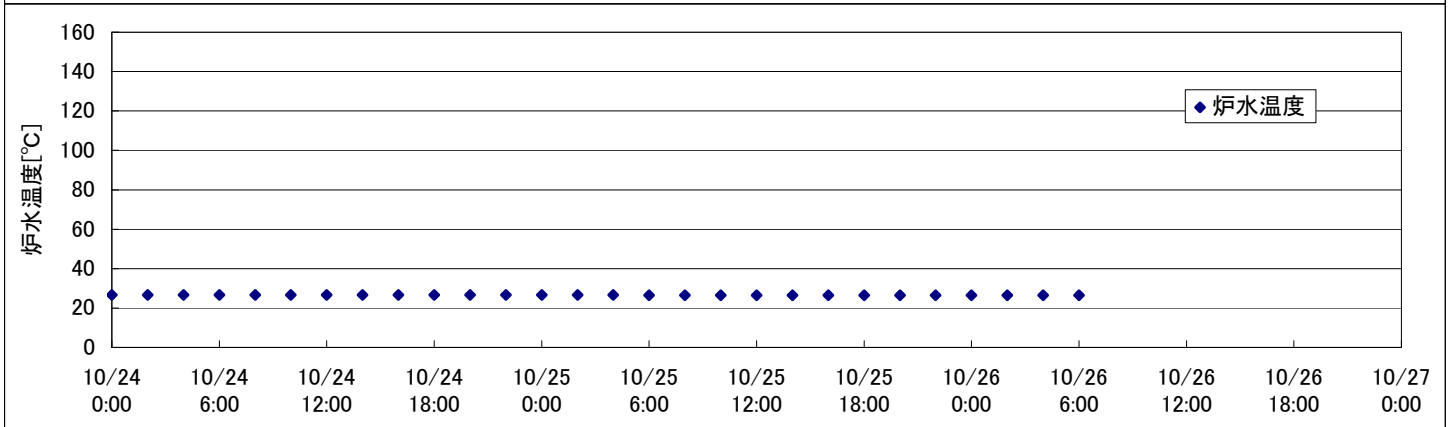
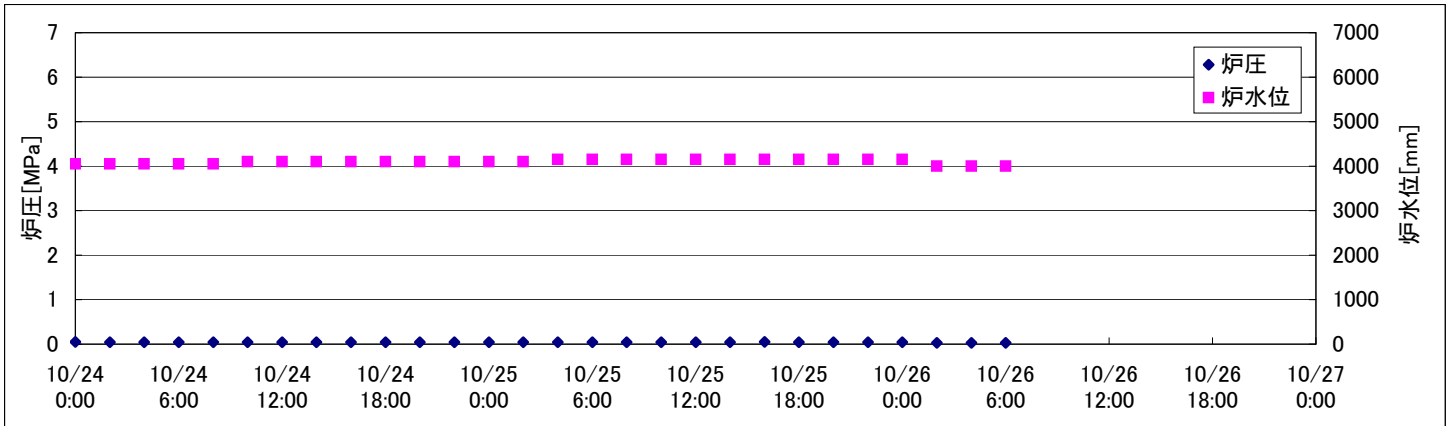
## 2F-2号機



## 2F-3号機



## 2F-4号機









## 2F-4号機

※燃料頂部(TAF)からの水位 = 炉水位 + 4200[mm]

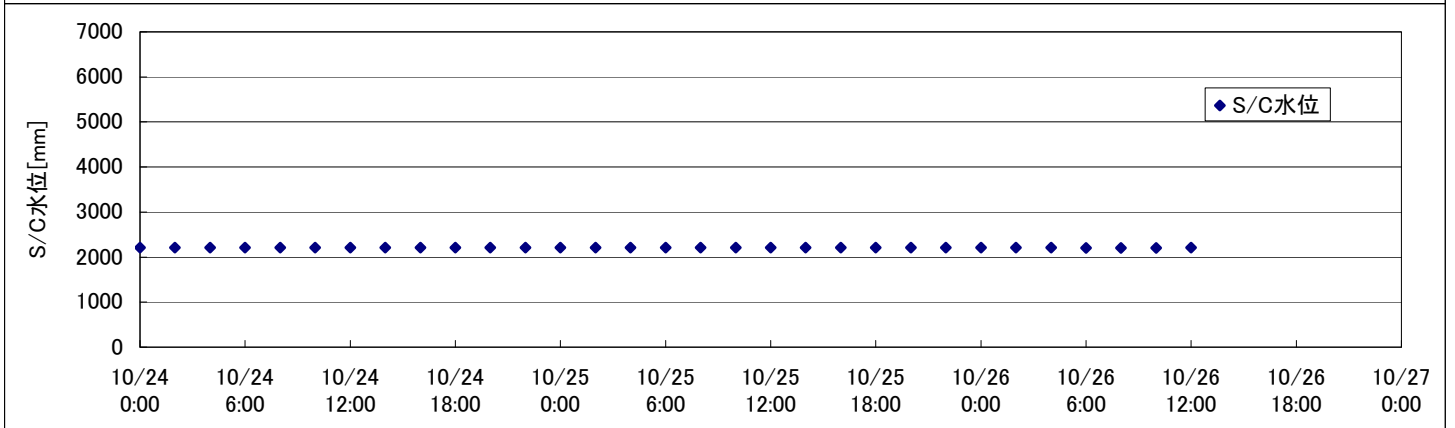
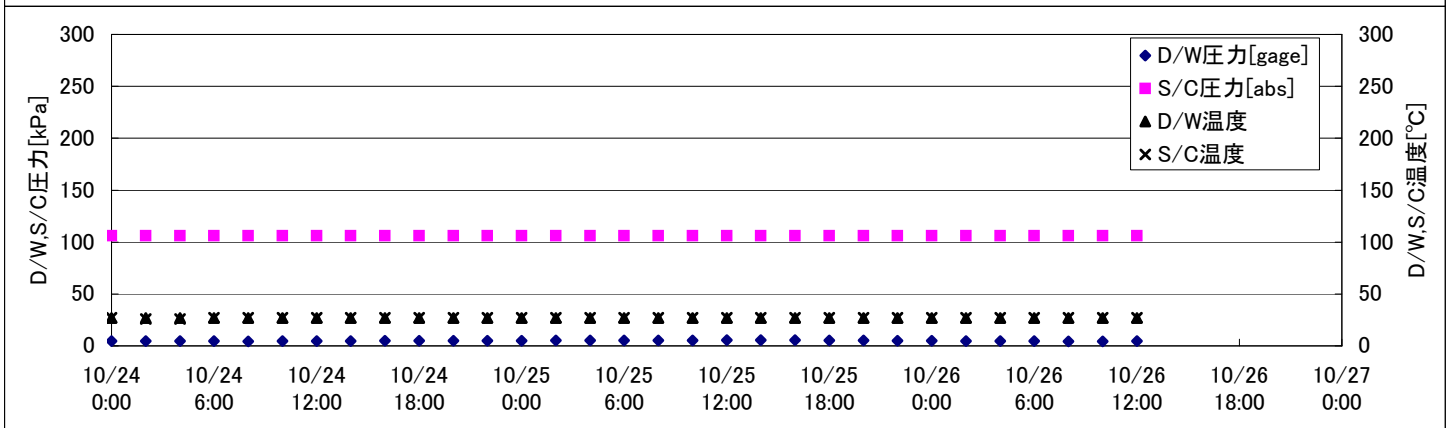
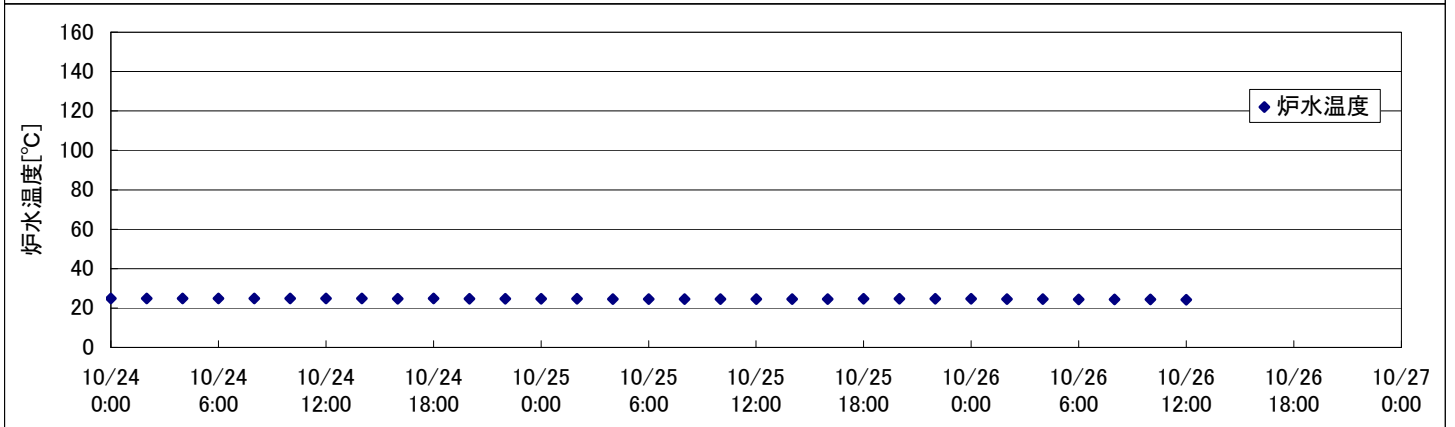
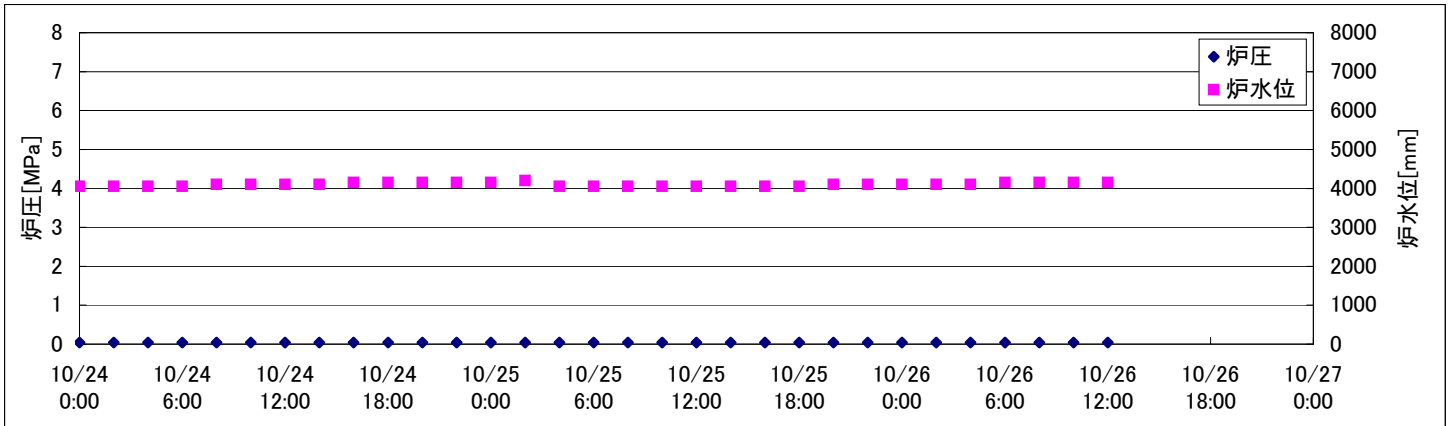
時間	炉圧 [MPa (gage)]	炉水位 [mm] 停止時	炉水温度[°C]	D/W圧力 [kPa(gage)]	D/W温度 [°C]	S/C圧力 [kPa(abs)]	S/C水位 [mm]	S/C温度 [°C]
2011/10/24 0:00	0.05	4050	26.6		30.1	100	2200	23
2011/10/24 2:00	0.04	4050	26.6		30.0	101	2200	23
2011/10/24 4:00	0.04	4050	26.6		30.0	101	2200	23
2011/10/24 6:00	0.04	4050	26.6		30.0	101	2200	23
2011/10/24 8:00	0.04	4050	26.7		30.1	101	2200	23
2011/10/24 10:00	0.04	4100	26.6		30.1	101	2200	23
2011/10/24 12:00	0.04	4100	26.6		30.0	101	2200	23
2011/10/24 14:00	0.04	4100	26.6		30.0	101	2200	23
2011/10/24 16:00	0.04	4100	26.6		30.0	100	2200	23
2011/10/24 18:00	0.04	4100	26.6		29.9	100	2200	23
2011/10/24 20:00	0.04	4100	26.6		29.9	100	2200	23
2011/10/24 22:00	0.04	4100	26.6		30.1	100	2200	23
2011/10/25 0:00	0.04	4100	26.6		30.0	100	2200	23
2011/10/25 2:00	0.04	4100	26.6		30.0	100	2200	23
2011/10/25 4:00	0.04	4150	26.6		30.0	100	2200	23
2011/10/25 6:00	0.04	4150	26.5		30.0	100	2200	23
2011/10/25 8:00	0.04	4150	26.5		30.0	100	2200	23
2011/10/25 10:00	0.04	4150	26.5		30.0	100	2200	23
2011/10/25 12:00	0.04	4150	26.5		30.0	100	2200	23
2011/10/25 14:00	0.04	4150	26.5	-	30.0	100	2200	23
2011/10/25 16:00	0.05	4150	26.5	-	30.0	100	2200	23
2011/10/25 18:00	0.04	4150	26.5	-	30.0	100	2200	23
2011/10/25 20:00	0.04	4150	26.5	-	30.0	100	2200	23
2011/10/25 22:00	0.04	4150	26.5	-	29.9	100	2200	23
2011/10/26 0:00	0.04	4150	26.5	-	29.8	100	2200	23
2011/10/26 2:00	0.03	4000	26.4	-	30.1	100	2200	23
2011/10/26 4:00	0.03	4000	26.4	-	29.9	100	2200	23
<b>2011/10/26 6:00</b>	<b>0.03</b>	<b>4000</b>	<b>26.4</b>	<b>-</b>	<b>29.9</b>	<b>101</b>	<b>2200</b>	<b>23</b>
2011/10/26 8:00								
2011/10/26 10:00								
2011/10/26 12:00								
2011/10/26 14:00								
2011/10/26 16:00								
2011/10/26 18:00								
2011/10/26 20:00								
2011/10/26 22:00								
2011/10/27 0:00								

D/W圧力について

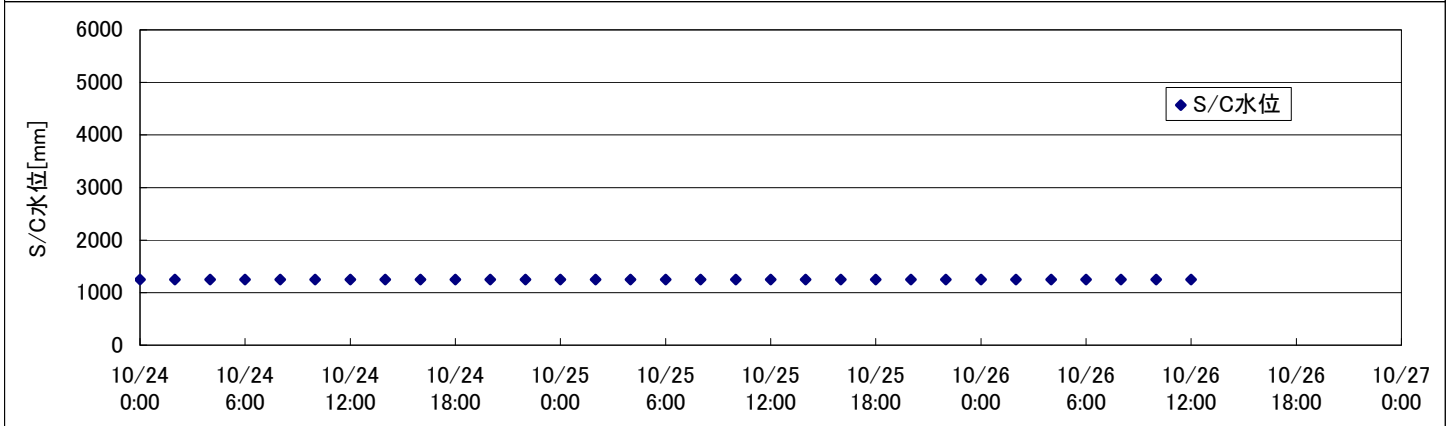
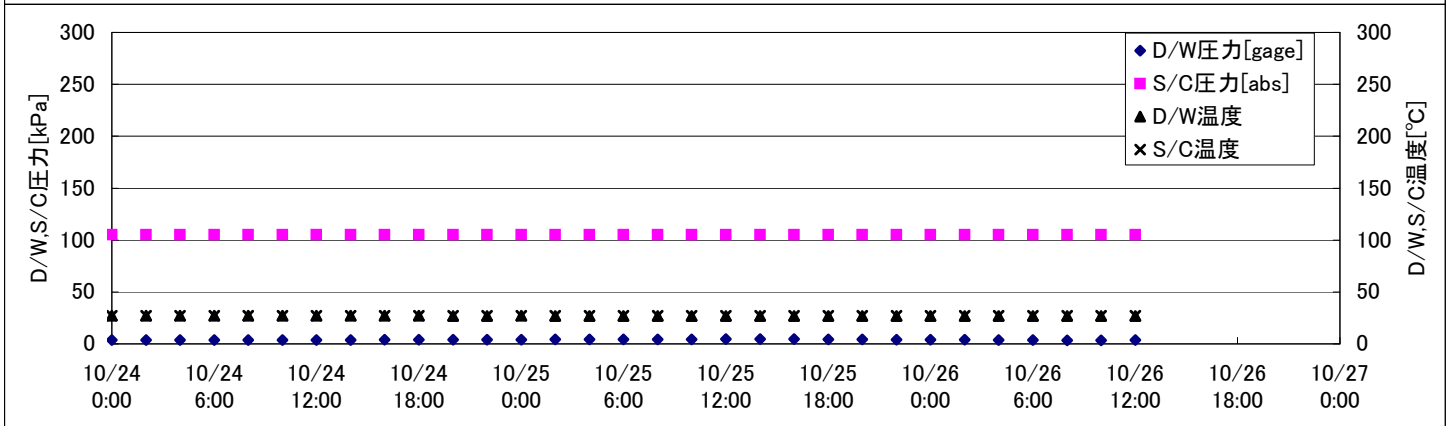
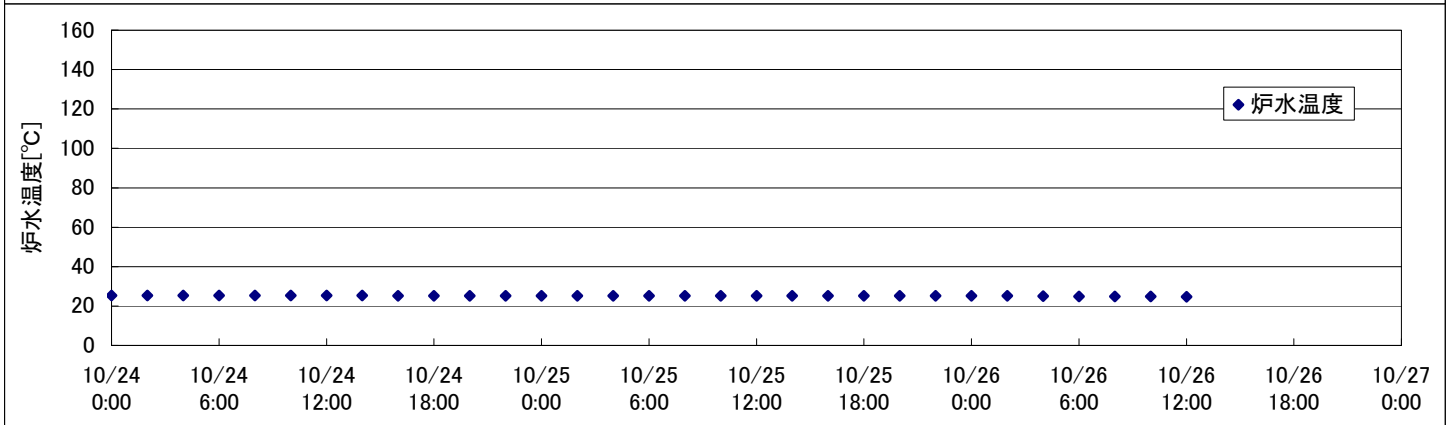
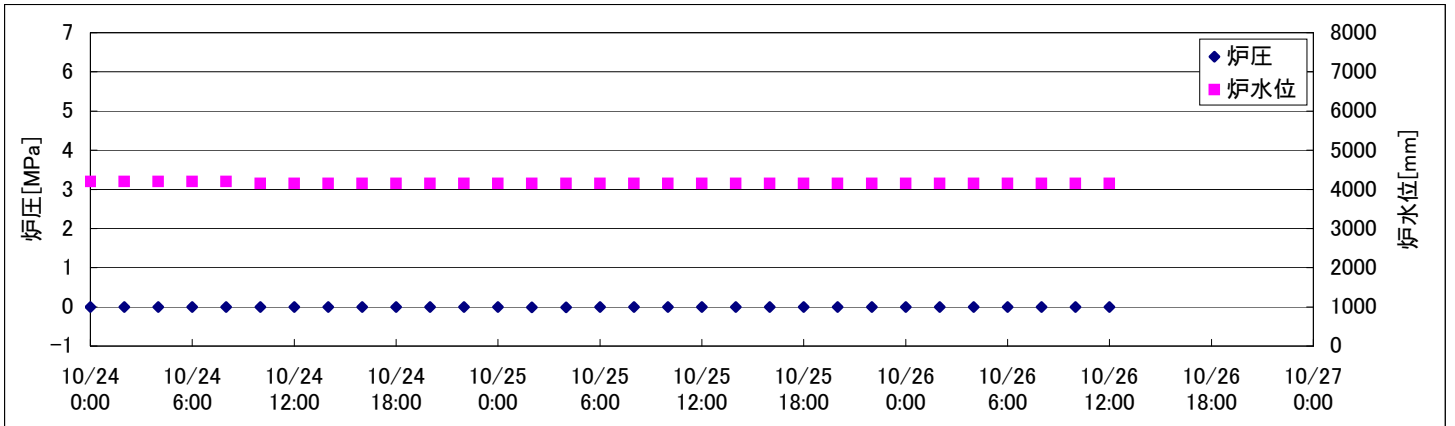
・パーソナルエアロックドア開放中であるため、9/6 10:00 より記載せず



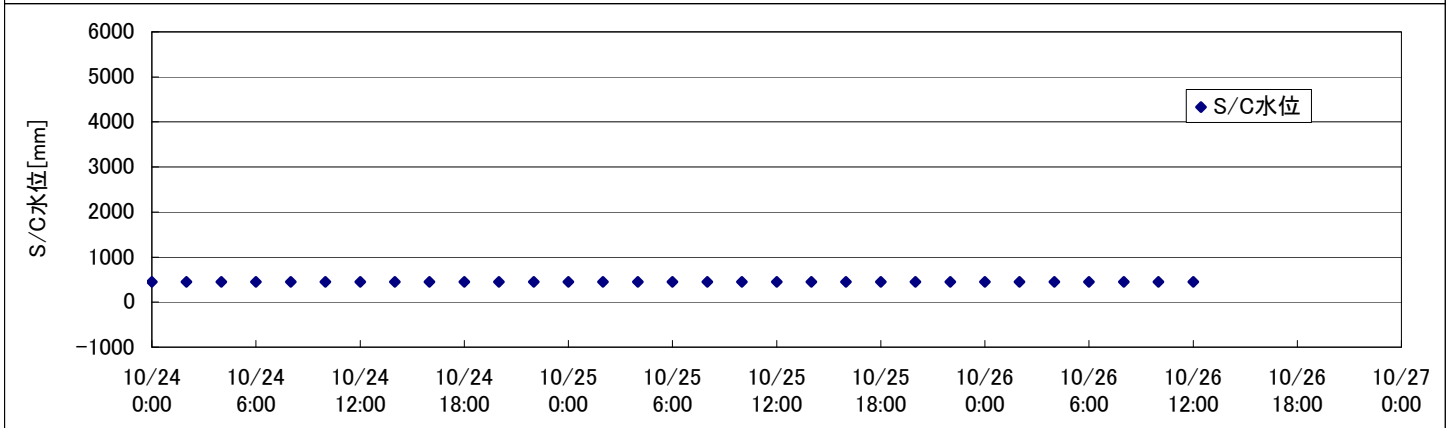
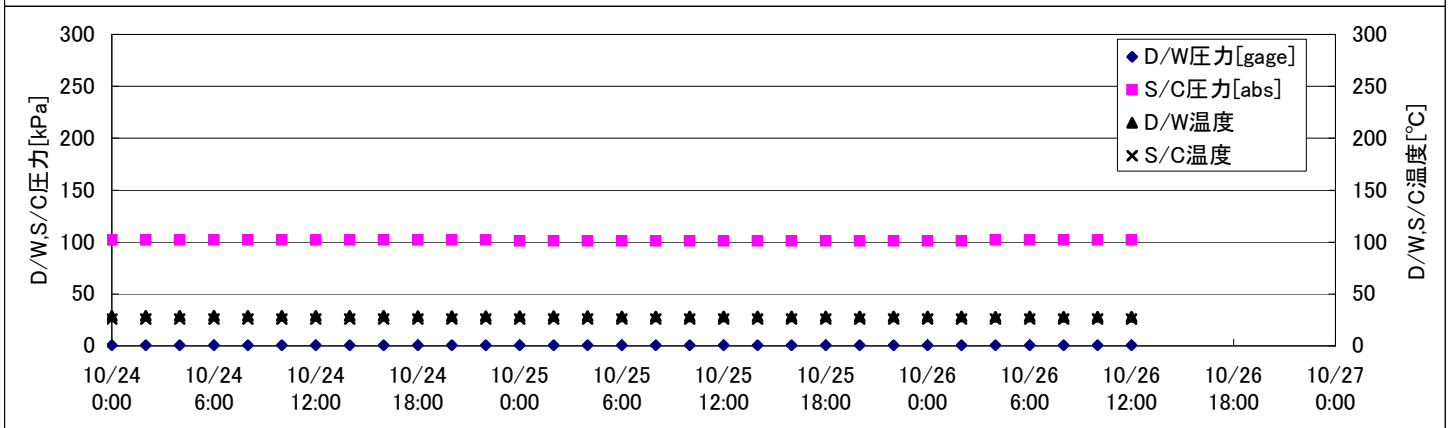
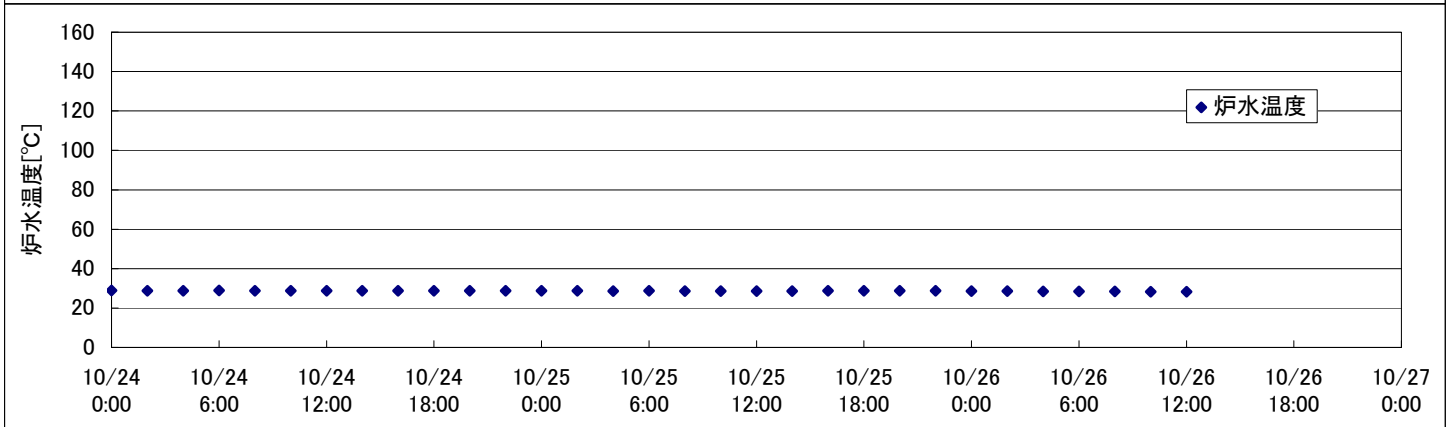
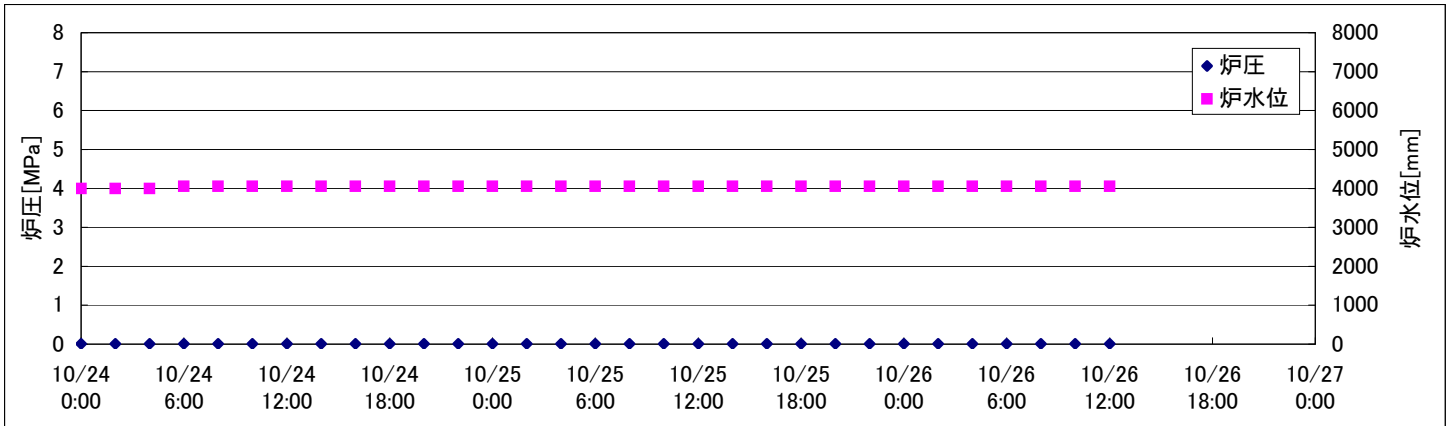
## 2F-1号機



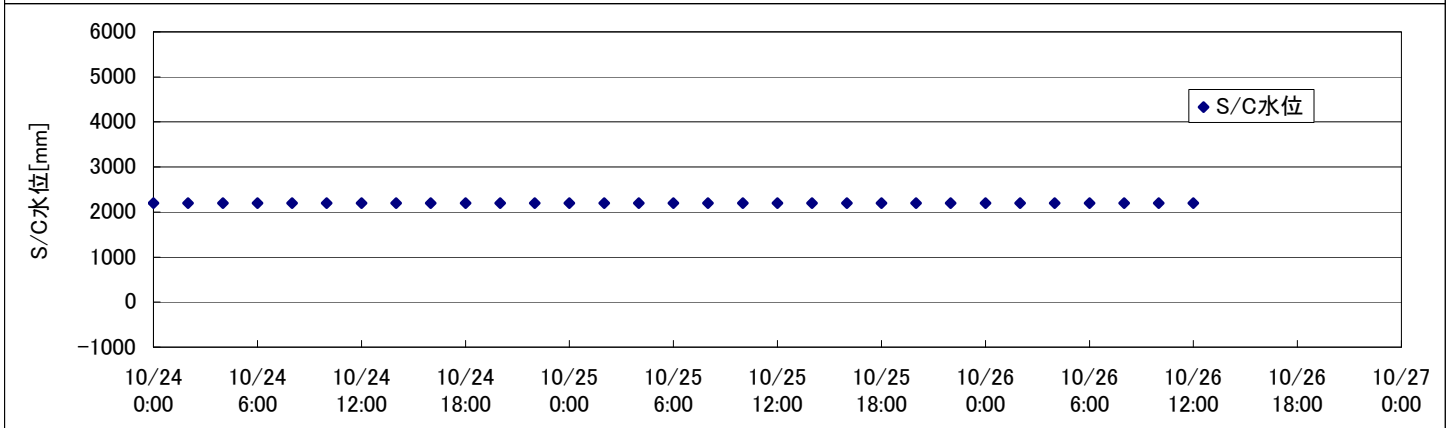
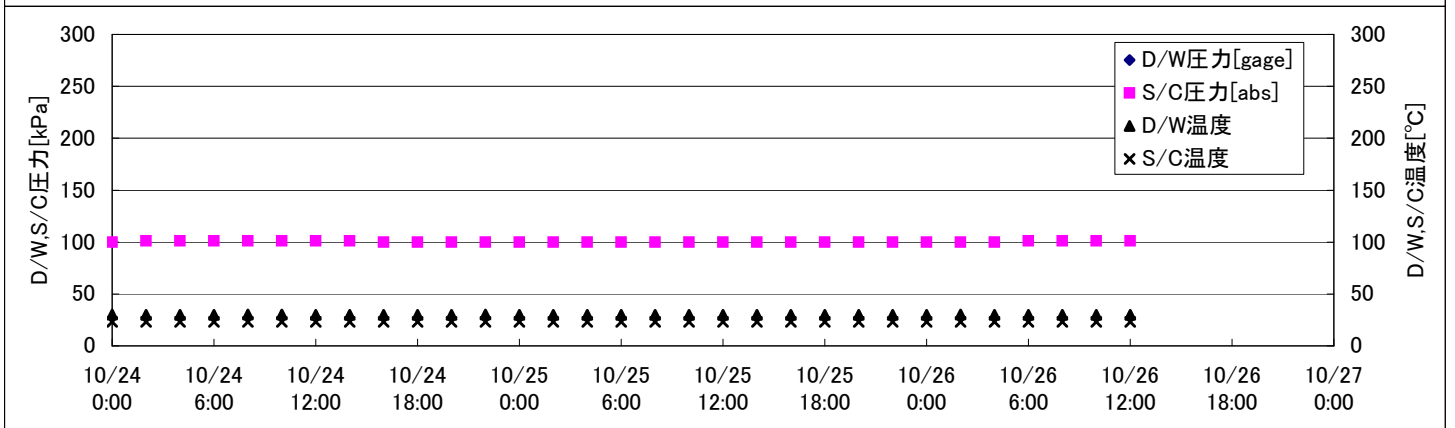
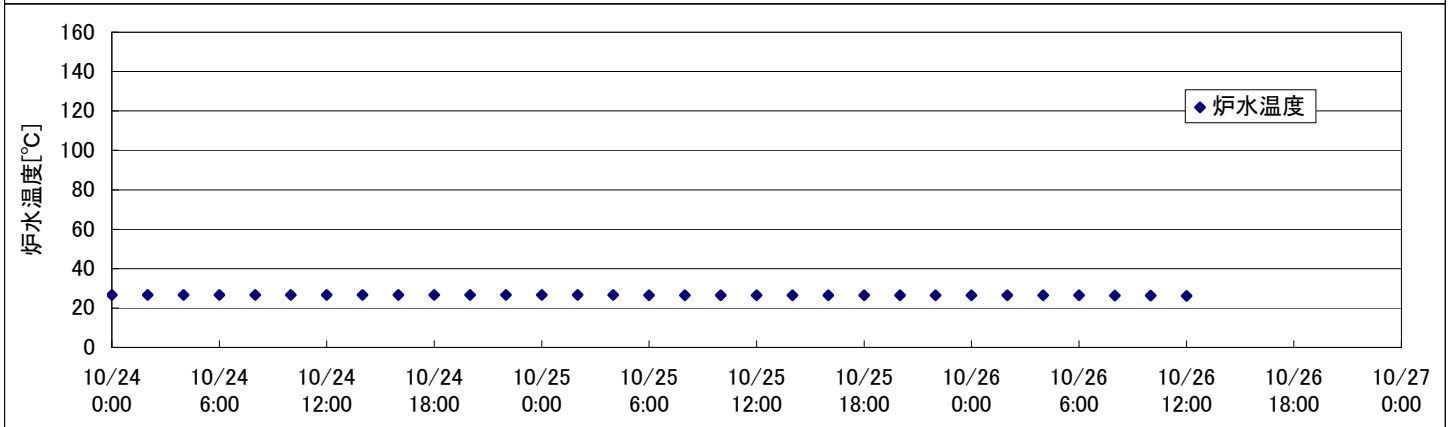
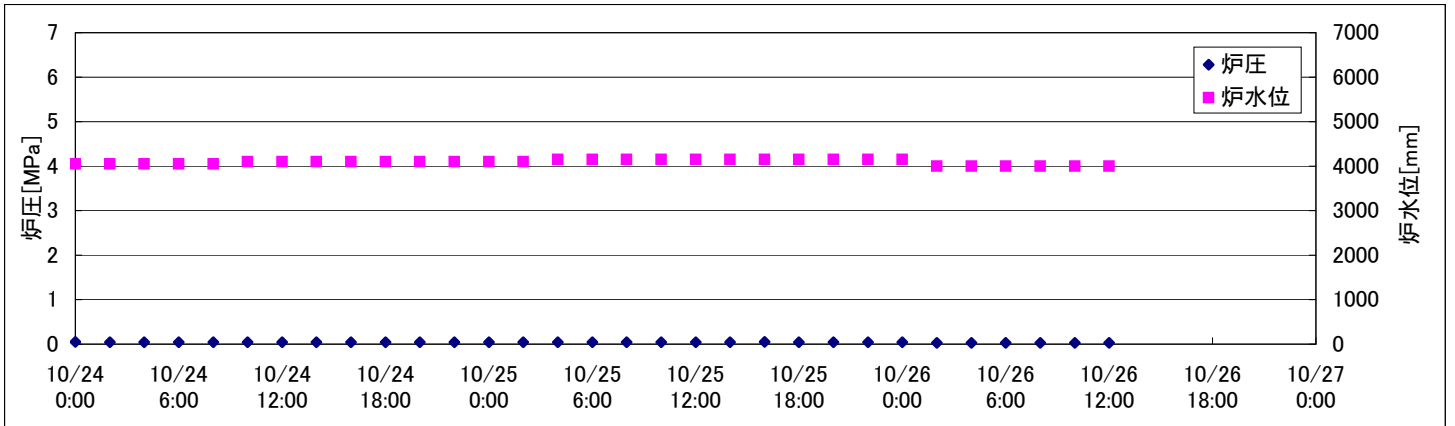
## 2F-2号機



## 2F-3号機



## 2F-4号機









## 2F-4号機

※燃料頂部(TAF)からの水位 = 炉水位 + 4200[mm]

時間	炉圧 [MPa (gage)]	炉水位 [mm] 停止時	炉水温度[°C]	D/W圧力 [kPa(gage)]	D/W温度 [°C]	S/C圧力 [kPa(abs)]	S/C水位 [mm]	S/C温度 [°C]
2011/10/24 0:00	0.05	4050	26.6		30.1	100	2200	23
2011/10/24 2:00	0.04	4050	26.6		30.0	101	2200	23
2011/10/24 4:00	0.04	4050	26.6		30.0	101	2200	23
2011/10/24 6:00	0.04	4050	26.6		30.0	101	2200	23
2011/10/24 8:00	0.04	4050	26.7		30.1	101	2200	23
2011/10/24 10:00	0.04	4100	26.6		30.1	101	2200	23
2011/10/24 12:00	0.04	4100	26.6		30.0	101	2200	23
2011/10/24 14:00	0.04	4100	26.6		30.0	101	2200	23
2011/10/24 16:00	0.04	4100	26.6		30.0	100	2200	23
2011/10/24 18:00	0.04	4100	26.6		29.9	100	2200	23
2011/10/24 20:00	0.04	4100	26.6		29.9	100	2200	23
2011/10/24 22:00	0.04	4100	26.6		30.1	100	2200	23
2011/10/25 0:00	0.04	4100	26.6		30.0	100	2200	23
2011/10/25 2:00	0.04	4100	26.6		30.0	100	2200	23
2011/10/25 4:00	0.04	4150	26.6		30.0	100	2200	23
2011/10/25 6:00	0.04	4150	26.5		30.0	100	2200	23
2011/10/25 8:00	0.04	4150	26.5		30.0	100	2200	23
2011/10/25 10:00	0.04	4150	26.5		30.0	100	2200	23
2011/10/25 12:00	0.04	4150	26.5		30.0	100	2200	23
2011/10/25 14:00	0.04	4150	26.5		30.0	100	2200	23
2011/10/25 16:00	0.05	4150	26.5		30.0	100	2200	23
2011/10/25 18:00	0.04	4150	26.5		30.0	100	2200	23
2011/10/25 20:00	0.04	4150	26.5		30.0	100	2200	23
2011/10/25 22:00	0.04	4150	26.5		29.9	100	2200	23
2011/10/26 0:00	0.04	4150	26.5		29.8	100	2200	23
2011/10/26 2:00	0.03	4000	26.4		30.1	100	2200	23
2011/10/26 4:00	0.03	4000	26.4		29.9	100	2200	23
2011/10/26 6:00	0.03	4000	26.4		29.9	101	2200	23
2011/10/26 8:00	0.03	4000	26.3		29.9	101	2200	23
2011/10/26 10:00	0.03	4000	26.3		29.9	101	2200	23
<b>2011/10/26 12:00</b>	<b>0.03</b>	<b>4000</b>	<b>26.2</b>		<b>29.9</b>	<b>101</b>	<b>2200</b>	<b>23</b>
2011/10/26 14:00								
2011/10/26 16:00								
2011/10/26 18:00								
2011/10/26 20:00								
2011/10/26 22:00								
2011/10/27 0:00								

D/W圧力について

・パーソナルエアロックドア開放中であるため、9/6 10:00 より記載せず