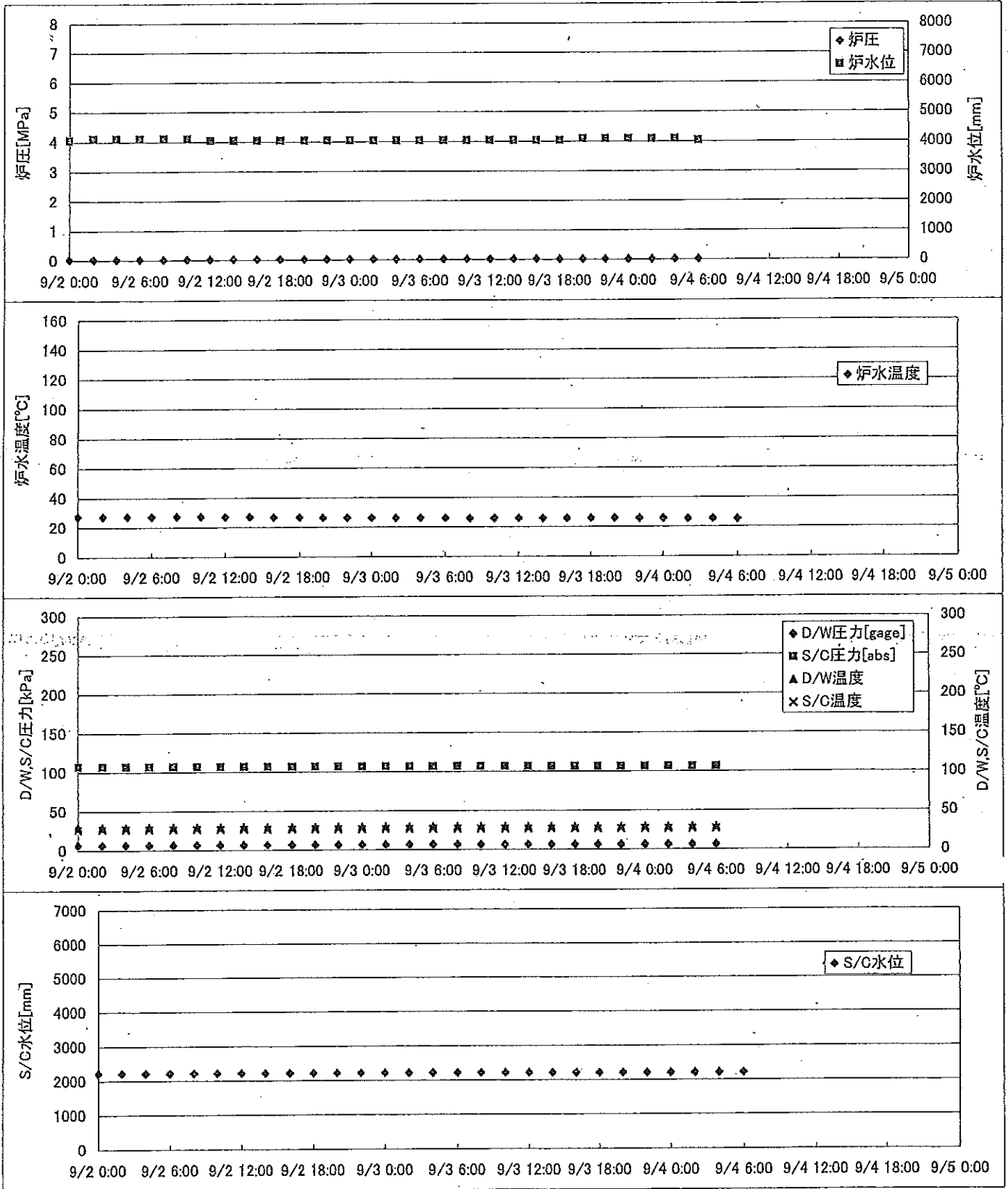
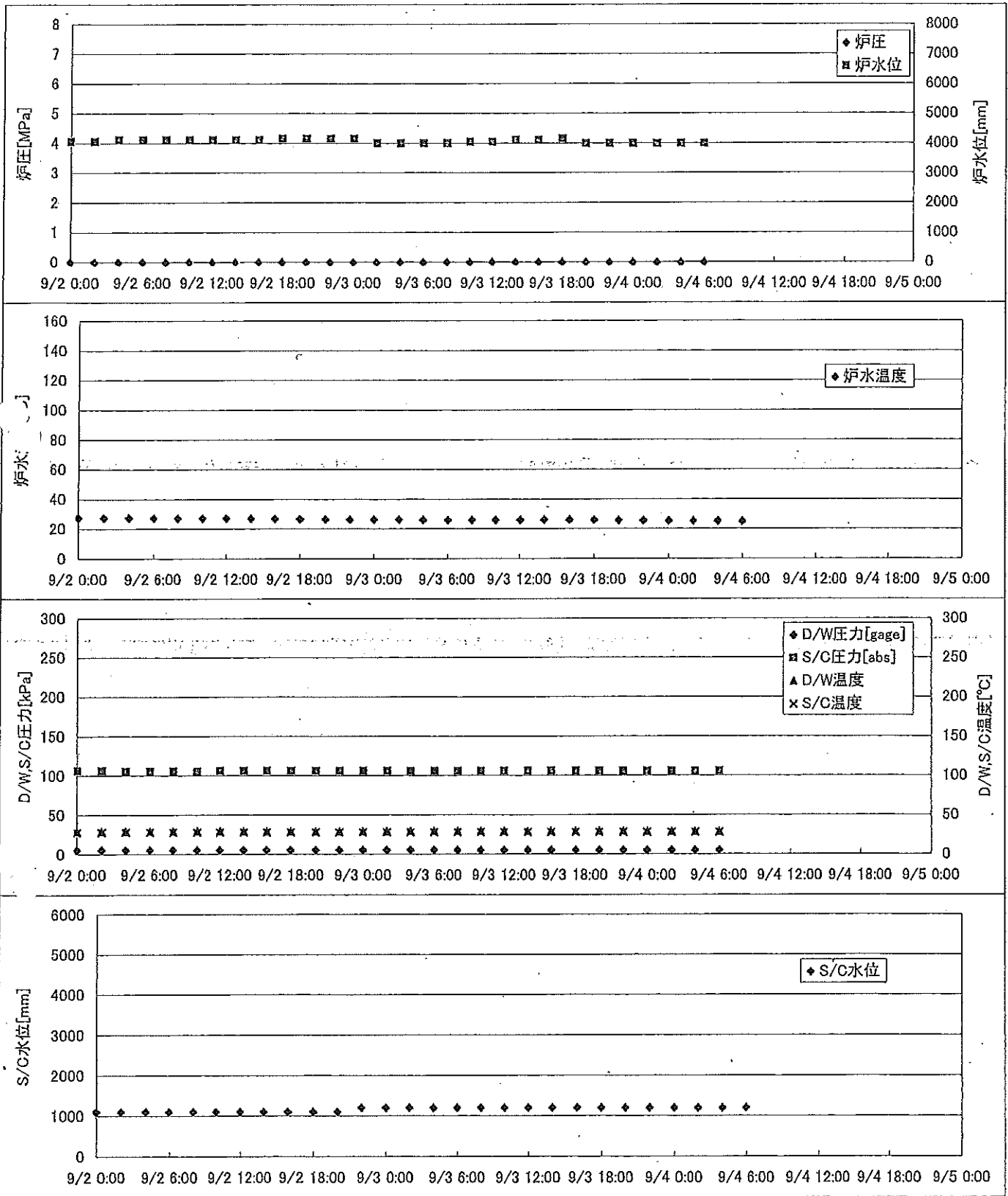


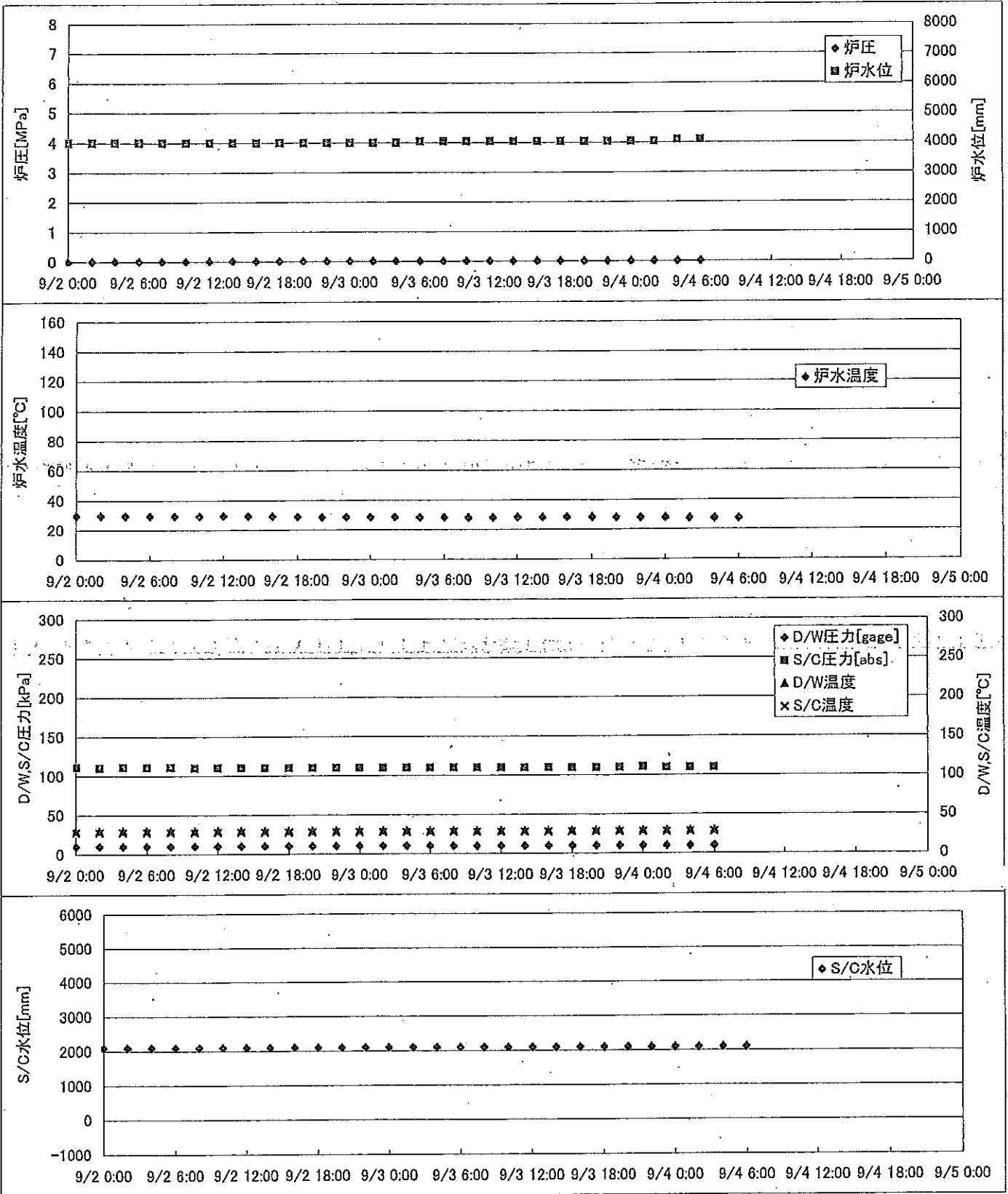
2F-1号機



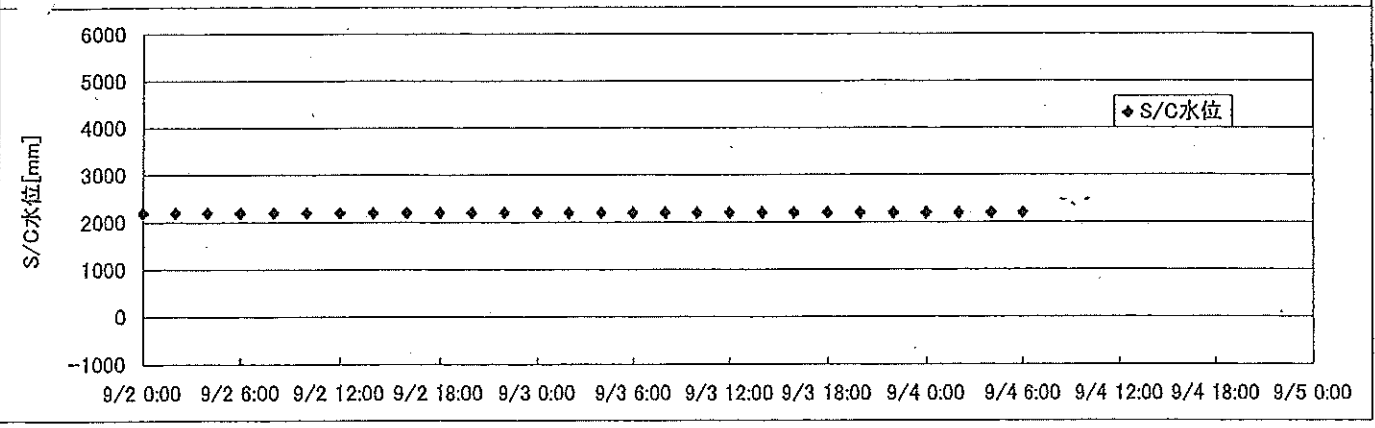
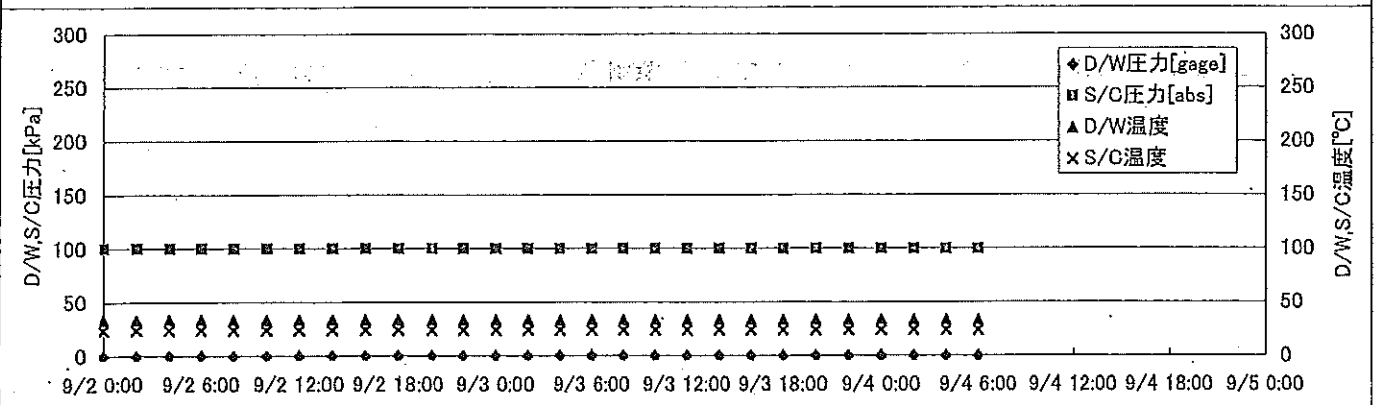
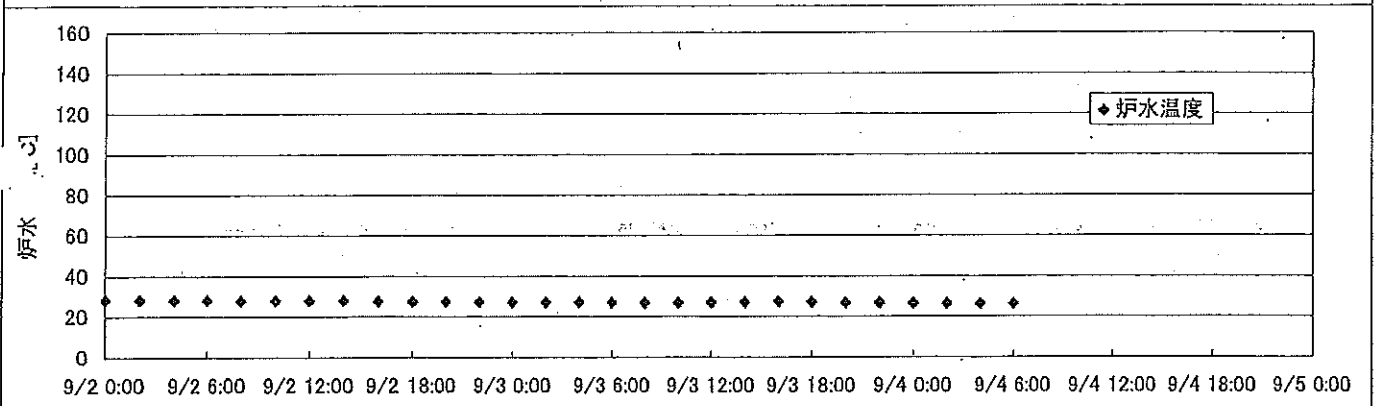
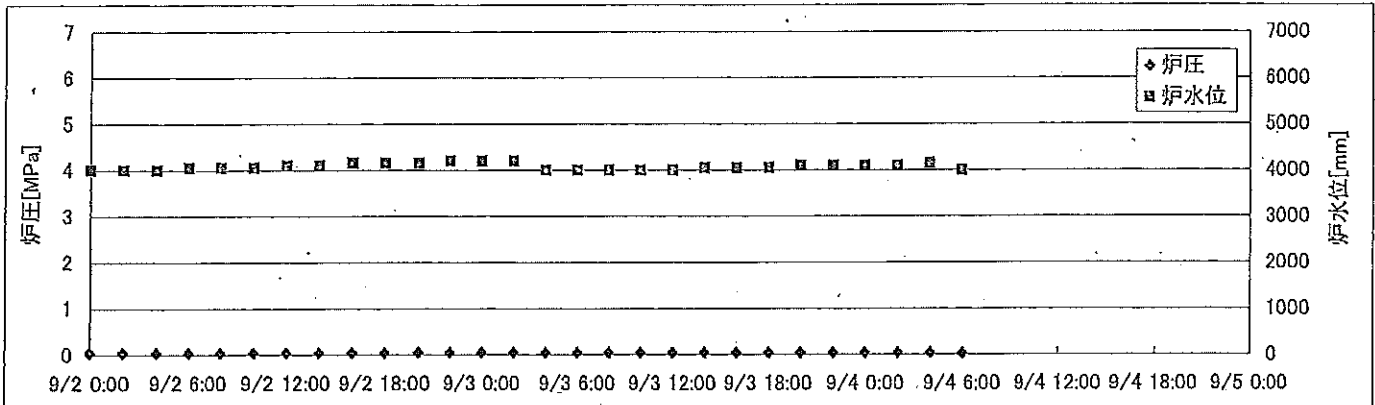
2F-2号機



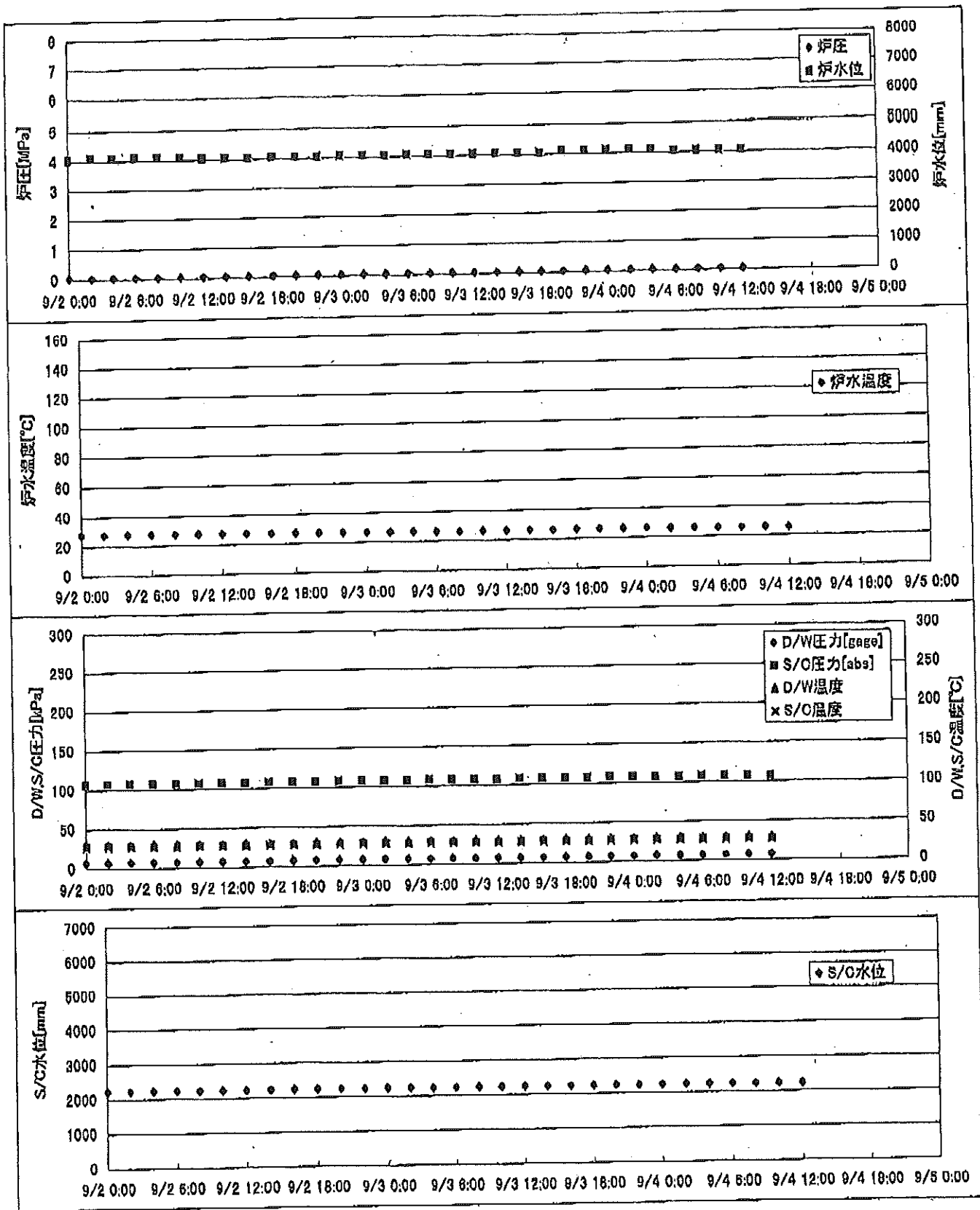
2F-3号機



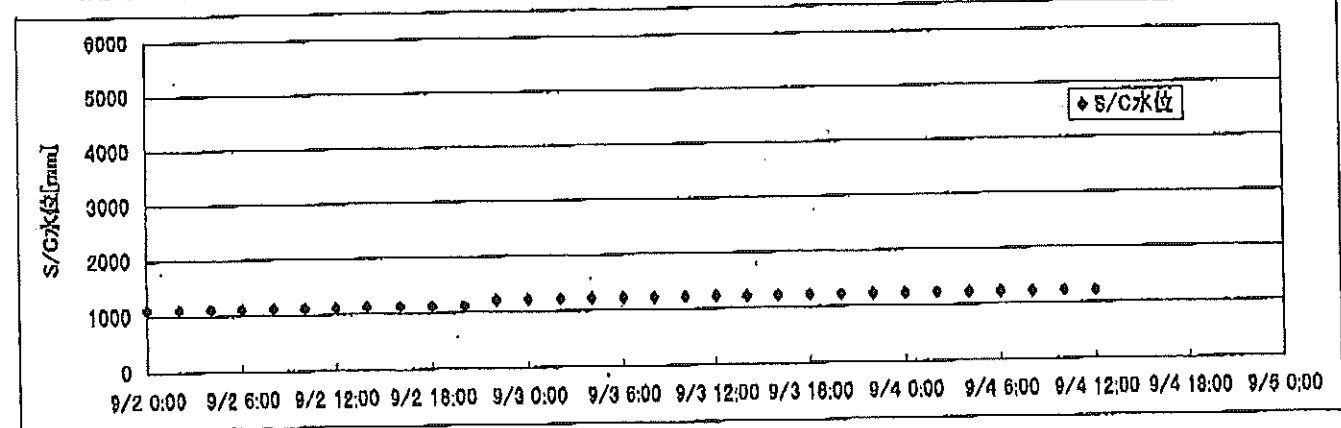
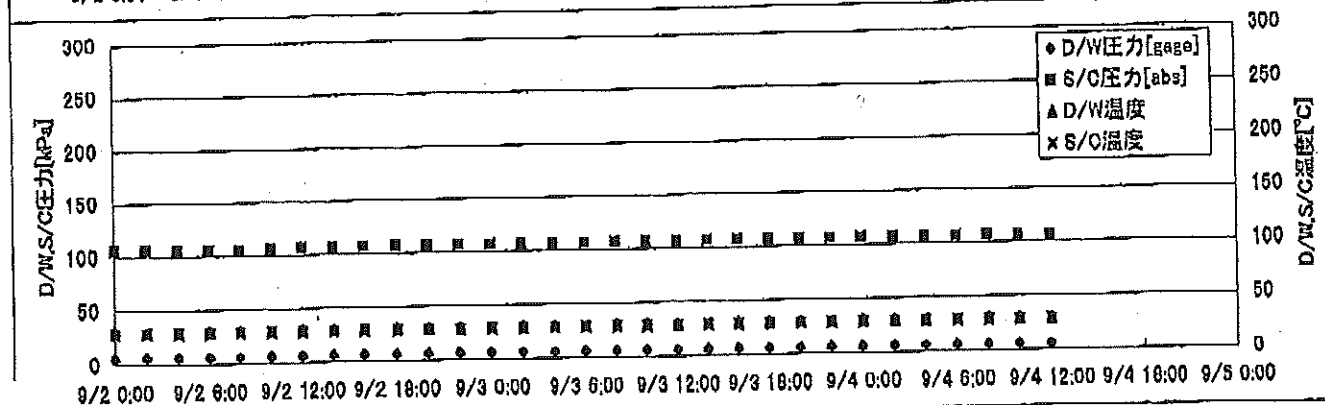
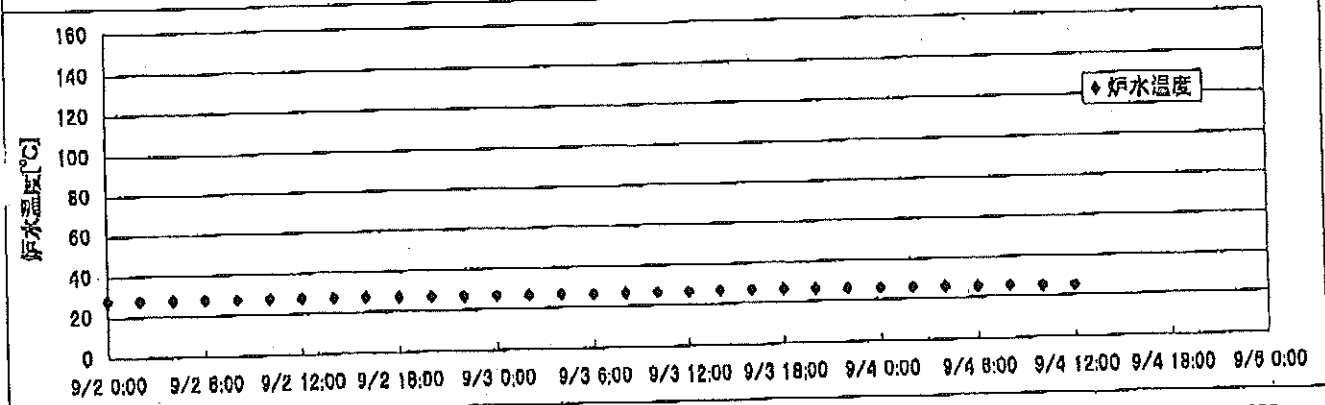
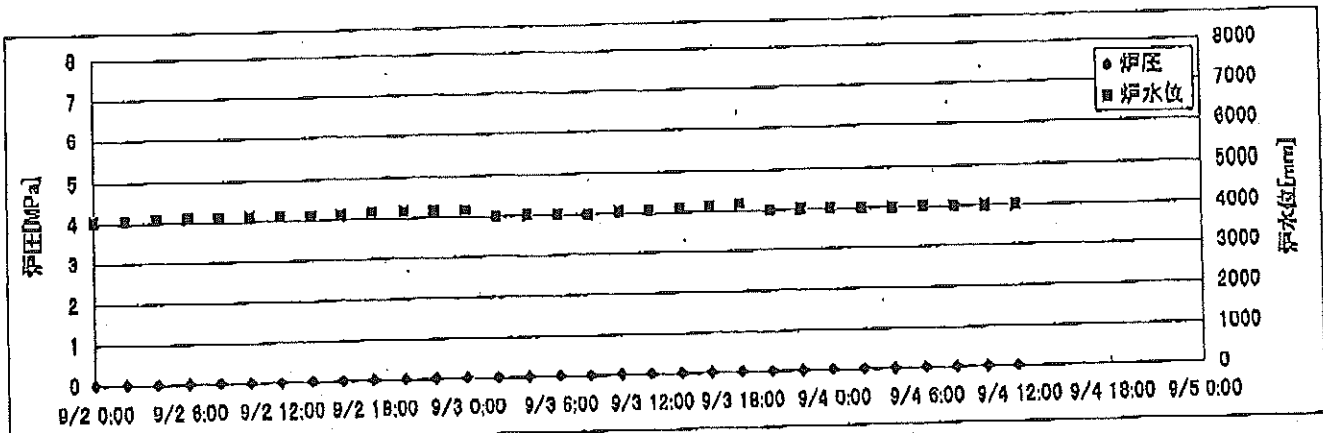
2F-4号機




2F-1号機



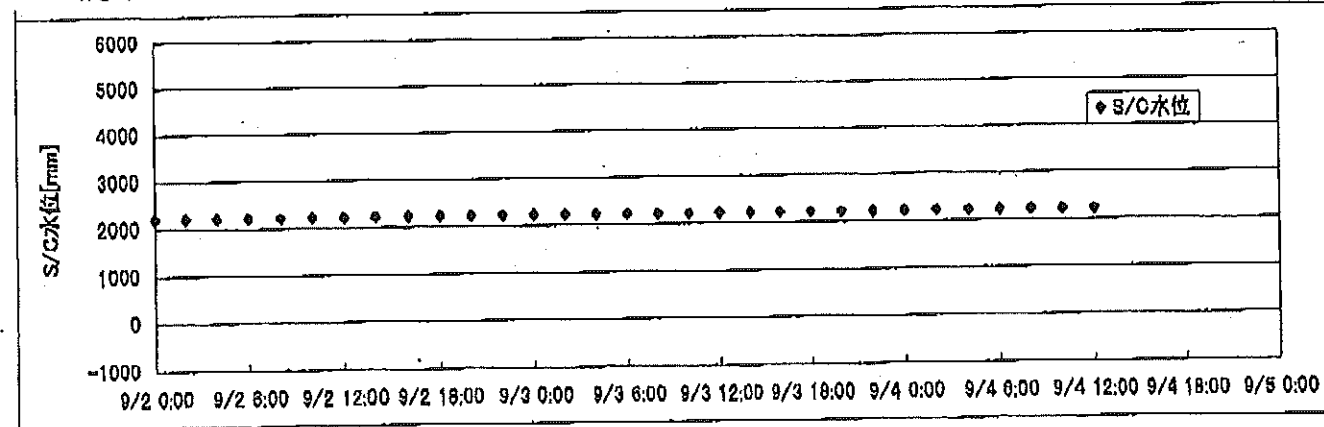
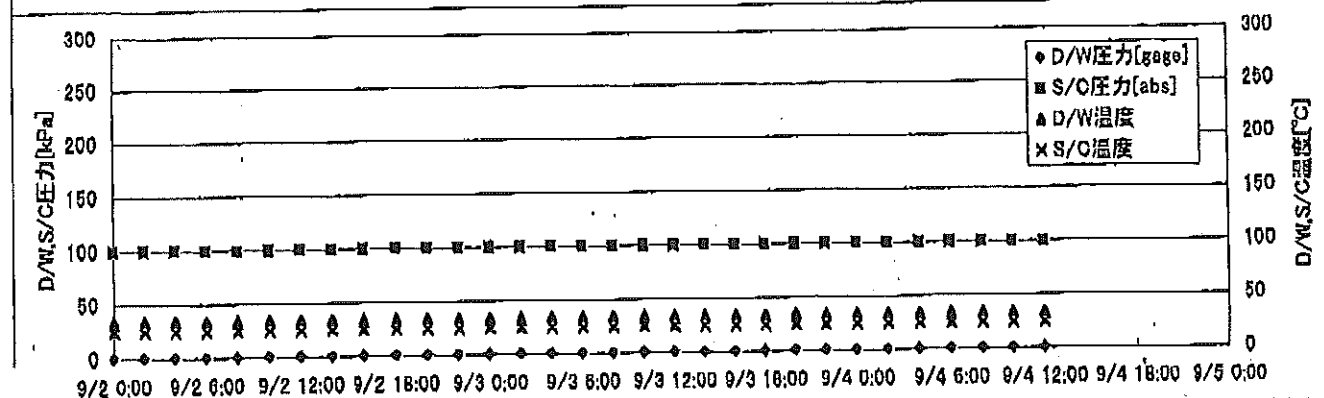
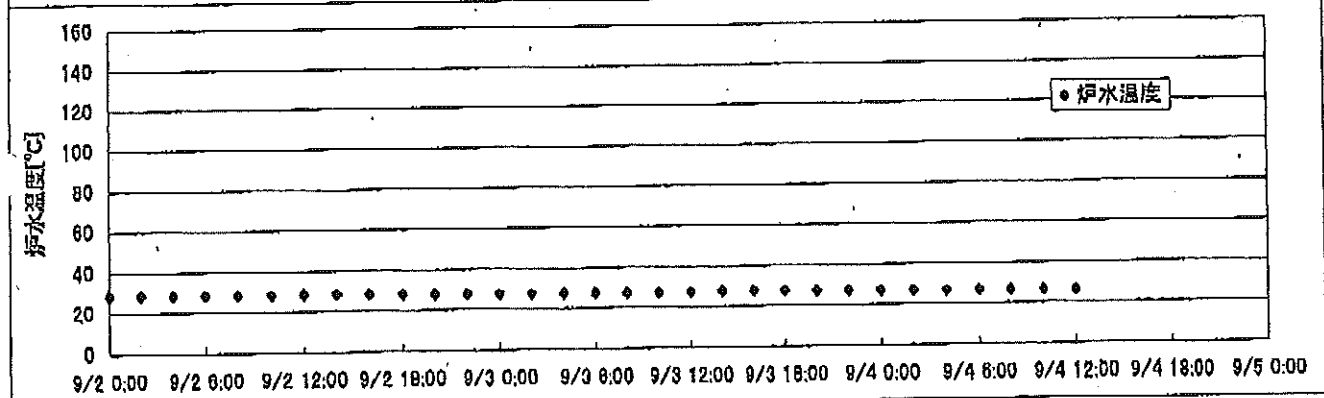
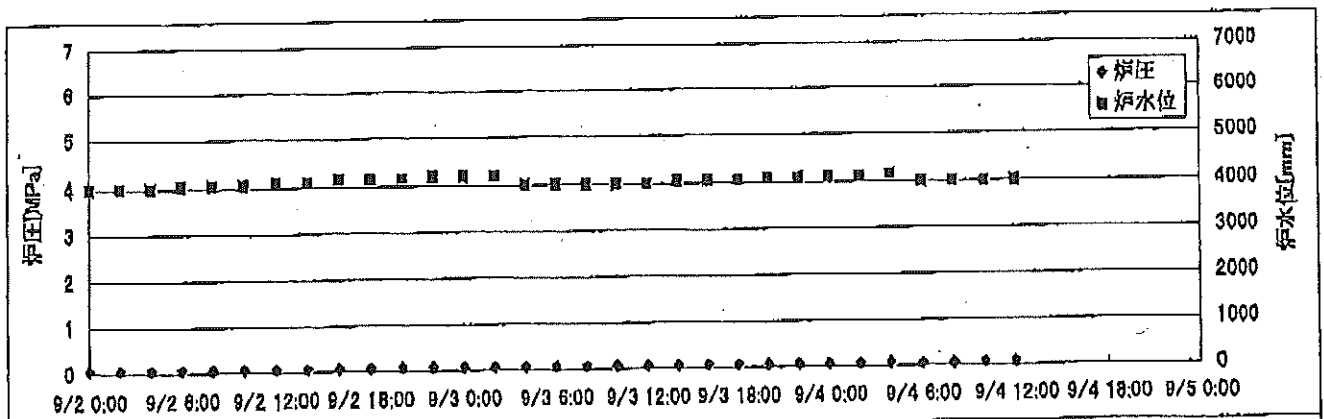
2F-2号機



2F-3号機



2F-4号機



2F-2号機

※燃料頂部(TAF)からの水位=炉水位+4200[mm]

時間	炉圧 [MPa (gage)]	炉水位 [mm] 停止時	炉水温度[°C]	D/W圧力 [kPa(gage)]	D/W温度 [°C]	S/C圧力 [kPa(abs)]	S/C水位 [mm]	S/C温度 [°C]
2011/9/2 0:00	0.00	4050	27.5	5	29.2	106	1100	28
2011/9/2 2:00	0.00	4050	27.5	5	29.2	106	1100	28
2011/9/2 4:00	0.00	4100	27.5	5	29.2	105	1100	28
2011/9/2 6:00	0.00	4100	27.4	5	29.2	105	1100	28
2011/9/2 8:00	0.00	4100	27.3	5	29.4	105	1100	28
2011/9/2 10:00	0.00	4100	27.3	5	29.4	105	1100	28
2011/9/2 12:00	0.00	4100	27.2	5	29.4	106	1100	28
2011/9/2 14:00	0.00	4100	27.1	5	29.4	106	1100	28
2011/9/2 16:00	0.00	4100	26.9	5	29.4	106	1100	28
2011/9/2 18:00	0.00	4150	26.6	5	29.2	106	1100	28
2011/9/2 20:00	0.00	4150	26.5	5	29.2	106	1100	28
2011/9/2 22:00	0.00	4150	26.4	5	29.2	106	1200	28
2011/9/3 0:00	0.00	4150	26.3	5	29.2	106	1200	28
2011/9/3 2:00	0.00	4000	26.3	5	29.4	106	1200	28
2011/9/3 4:00	0.00	4000	26.2	5	29.4	106	1200	28
2011/9/3 6:00	0.00	4000	26.1	5	29.4	106	1200	28
2011/9/3 8:00	0.00	4000	26.0	5	29.4	106	1200	28
2011/9/3 10:00	0.00	4050	26.0	5	29.4	106	1200	28
2011/9/3 12:00	0.00	4050	26.0	5	29.4	106	1200	28
2011/9/3 14:00	0.00	4100	26.2	5	29.2	106	1200	28
2011/9/3 16:00	0.00	4100	26.2	5	29.4	106	1200	28
2011/9/3 18:00	0.00	4150	26.1	5	29.4	106	1200	28
2011/9/3 20:00	0.00	4000	25.9	5	29.4	106	1200	28
2011/9/3 22:00	0.00	4000	25.8	5	29.4	106	1200	28
2011/9/4 0:00	0.00	4000	25.6	5	29.2	106	1200	28
2011/9/4 2:00	0.00	4000	25.5	5	29.2	106	1200	28
2011/9/4 4:00	0.00	4000	25.4	5	29.2	106	1200	28
2011/9/4 6:00	0.00	4000	25.2	5	29.2	106	1200	28
2011/9/4 8:00	0.00	4000	25.1	5	29.2	106	1200	28
2011/9/4 10:00	0.00	4000	24.9	5	29.0	106	1200	28
2011/9/4 12:00	0.00	4000	24.8	5	29.0	106	1200	28
2011/9/4 14:00								
2011/9/4 16:00								
2011/9/4 18:00								
2011/9/4 20:00								
2011/9/4 22:00								
2011/9/5 0:00								

NO. 4333

2011年9月4日 13時30分

2011年9月4日 13時30分

2F-4号機

※燃料頂部(TAF)からの水位=炉水位+4200[mm]

時間	炉圧 [MPa (gage)]	炉水位 [mm] 停止時	炉水温度[°C]	D/W圧力 [kPa(gage)]	D/W温度 [°C]	S/C圧力 [kPa(abs)]	S/C水位 [mm]	S/C温度 [°C]
2011/9/2 0:00	0.05	4000	28.4	0	33.6	100	2200	24
2011/9/2 2:00	0.05	4000	28.4	0	33.6	100	2200	24
2011/9/2 4:00	0.05	4000	28.3	0	33.8	100	2200	24
2011/9/2 6:00	0.05	4050	28.3	0	33.7	100	2200	24
2011/9/2 8:00	0.05	4050	28.2	0	33.6	100	2200	24
2011/9/2 10:00	0.05	4050	28.2	0	33.6	100	2200	24
2011/9/2 12:00	0.05	4100	28.2	0	33.6	100	2200	24
2011/9/2 14:00	0.05	4100	28.1	0	33.5	100	2200	24
2011/9/2 16:00	0.05	4150	27.9	0	33.5	100	2200	24
2011/9/2 18:00	0.05	4150	27.7	0	33.6	100	2200	24
2011/9/2 20:00	0.06	4150	27.5	0	33.5	100	2200	24
2011/9/2 22:00	0.06	4200	27.4	0	33.6	100	2200	24
2011/9/3 0:00	0.06	4200	27.3	0	33.5	100	2200	24
2011/9/3 2:00	0.06	4200	27.3	0	33.6	100	2200	24
2011/9/3 4:00	0.05	4000	27.2	0	33.6	100	2200	24
2011/9/3 6:00	0.05	4000	27.1	0	33.6	100	2200	24
2011/9/3 8:00	0.05	4000	27.0	0	33.6	100	2200	24
2011/9/3 10:00	0.05	4000	27.0	0	33.5	100	2200	24
2011/9/3 12:00	0.05	4000	27.1	0	33.5	100	2200	24
2011/9/3 14:00	0.05	4050	27.3	0	33.5	100	2200	24
2011/9/3 16:00	0.05	4050	27.5	0	33.5	100	2200	24
2011/9/3 18:00	0.05	4050	27.3	0	33.4	100	2200	24
2011/9/3 20:00	0.05	4100	27.0	0	33.4	100	2200	24
2011/9/3 22:00	0.05	4100	27.0	0	33.5	100	2200	24
2011/9/4 0:00	0.05	4100	26.8	0	33.5	100	2200	24
2011/9/4 2:00	0.05	4100	26.7	0	33.5	100	2200	24
2011/9/4 4:00	0.05	4150	26.5	0	33.4	100	2200	24
2011/9/4 6:00	0.04	4000	26.4	0	33.5	100	2200	24
2011/9/4 8:00	0.04	4000	26.2	0	33.5	100	2200	24
2011/9/4 10:00	0.05	4000	26.0	0	33.3	100	2200	24
2011/9/4 12:00	0.05	4000	25.9	0	33.3	100	2200	24
2011/9/4 14:00								
2011/9/4 16:00								
2011/9/4 18:00								
2011/9/4 20:00								
2011/9/4 22:00								
2011/9/5 0:00								

11. 4. 22

東京電力(株) 原子力発電部

2011年 9月 4日 13時31分