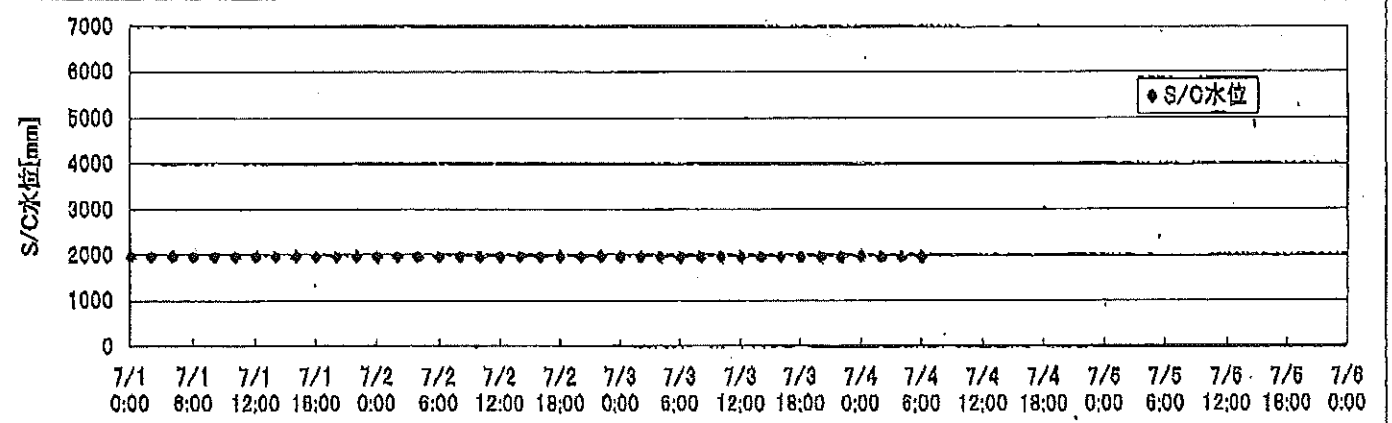
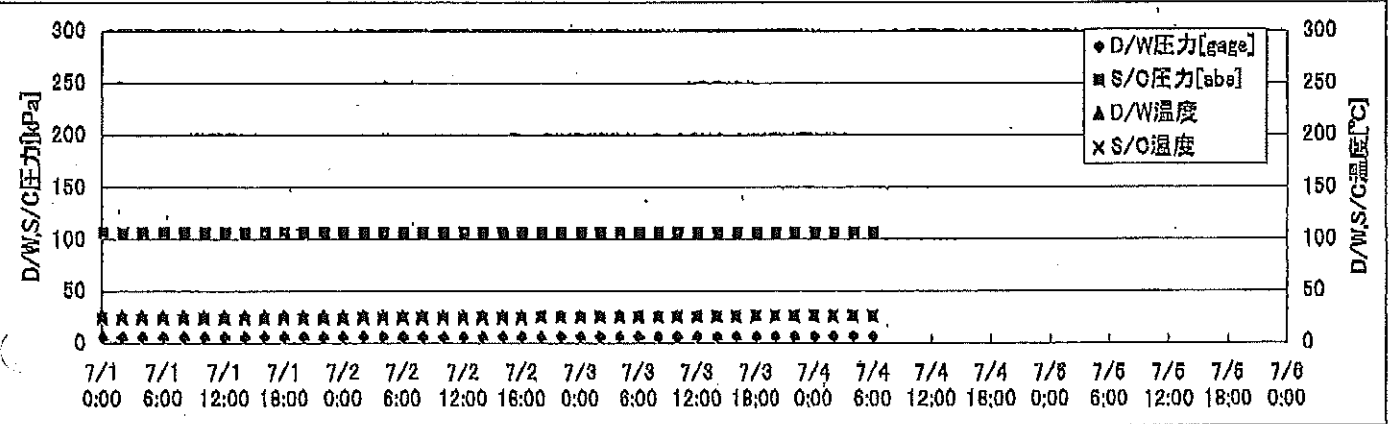
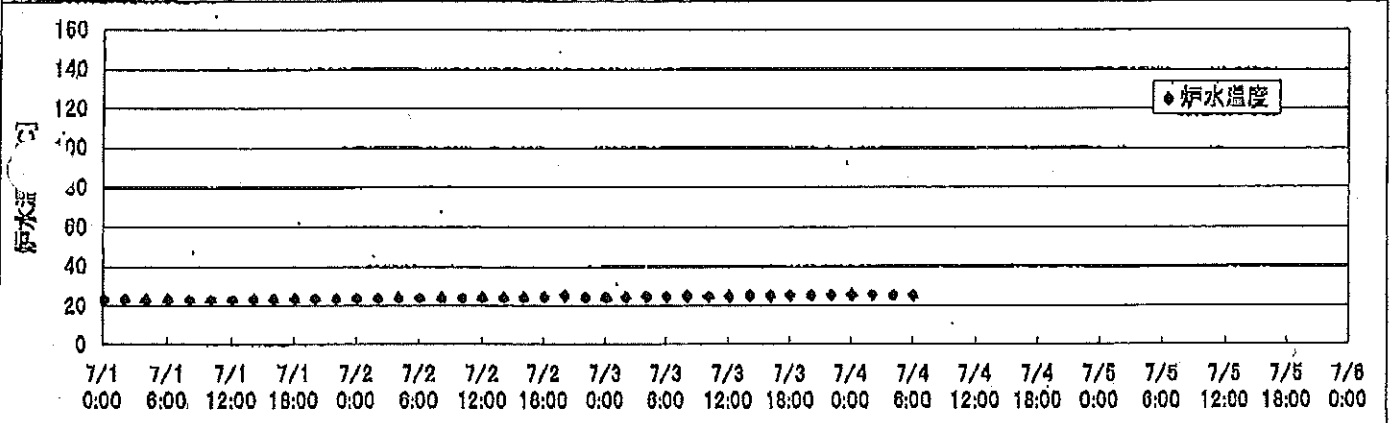
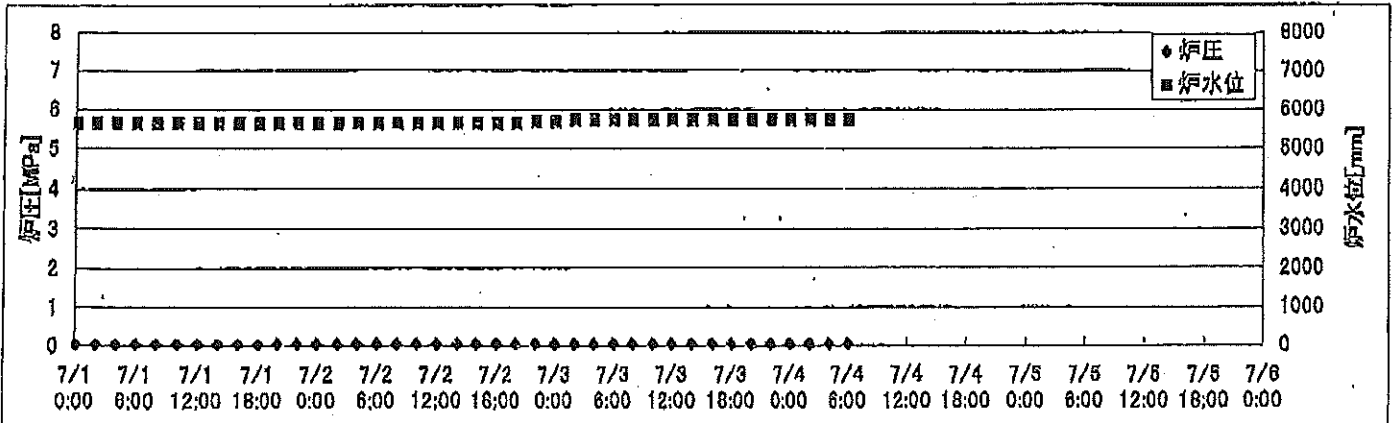
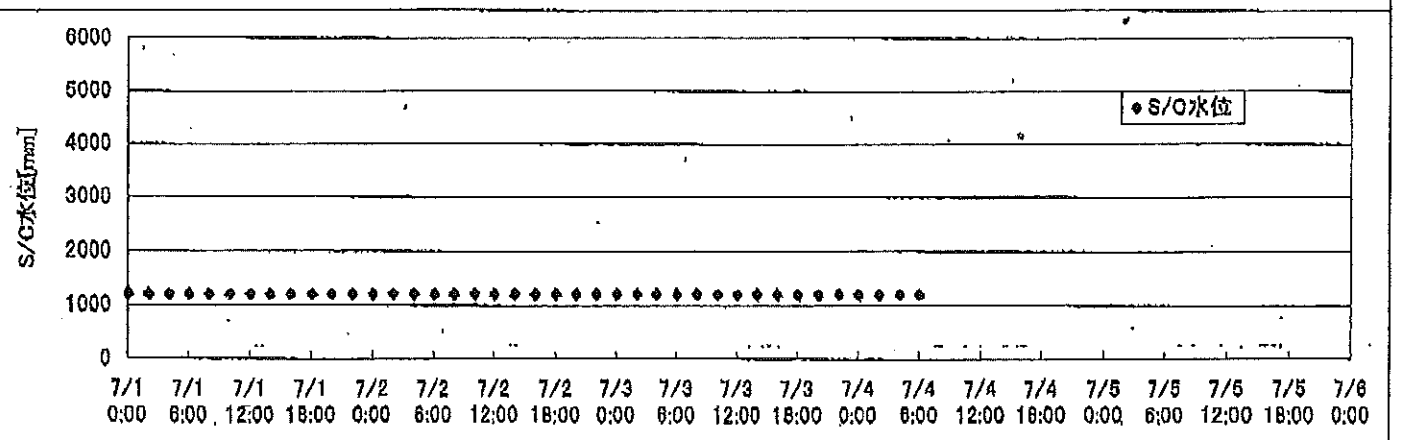
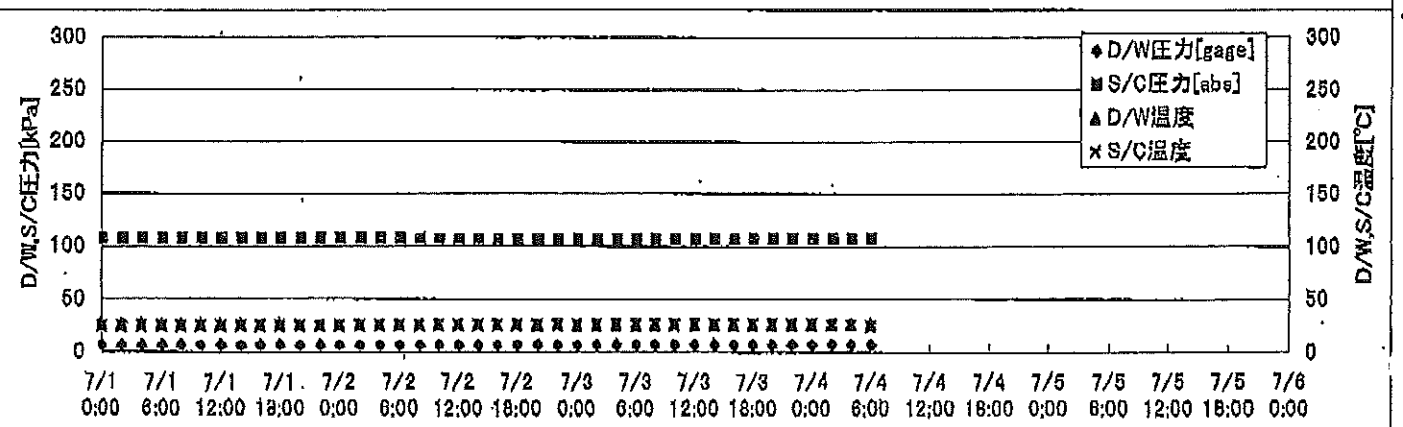
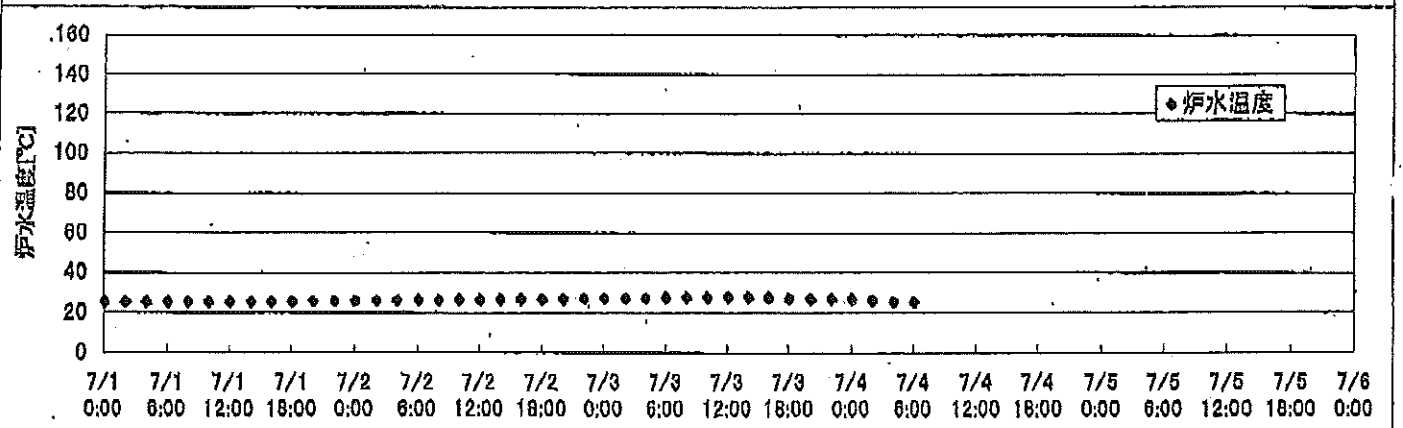
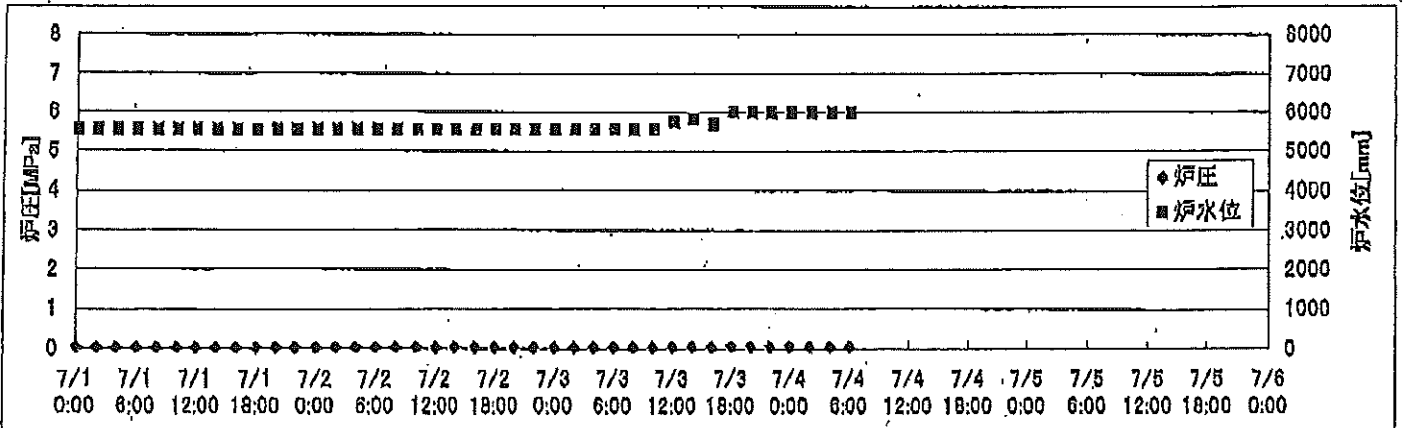


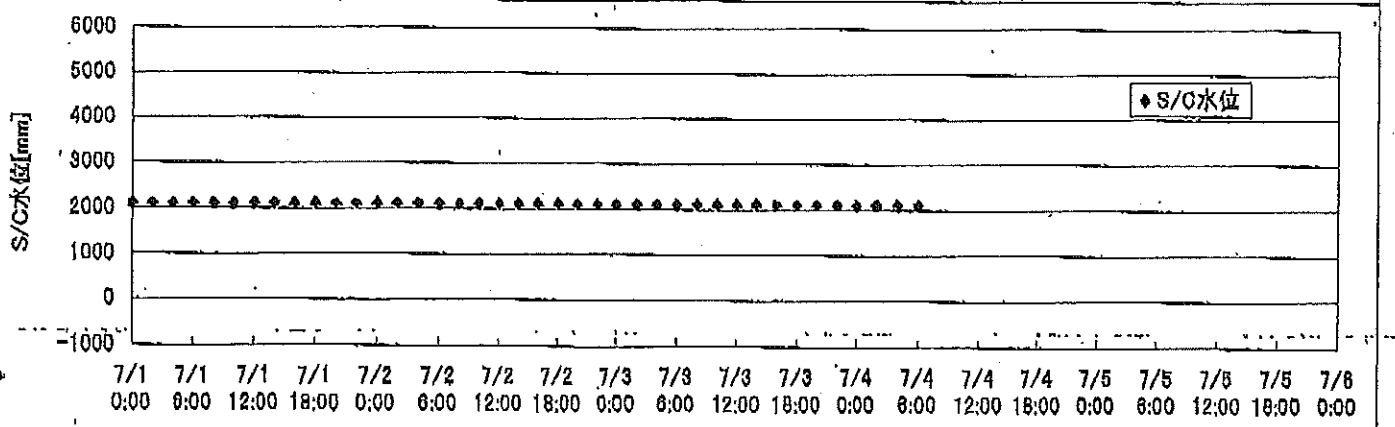
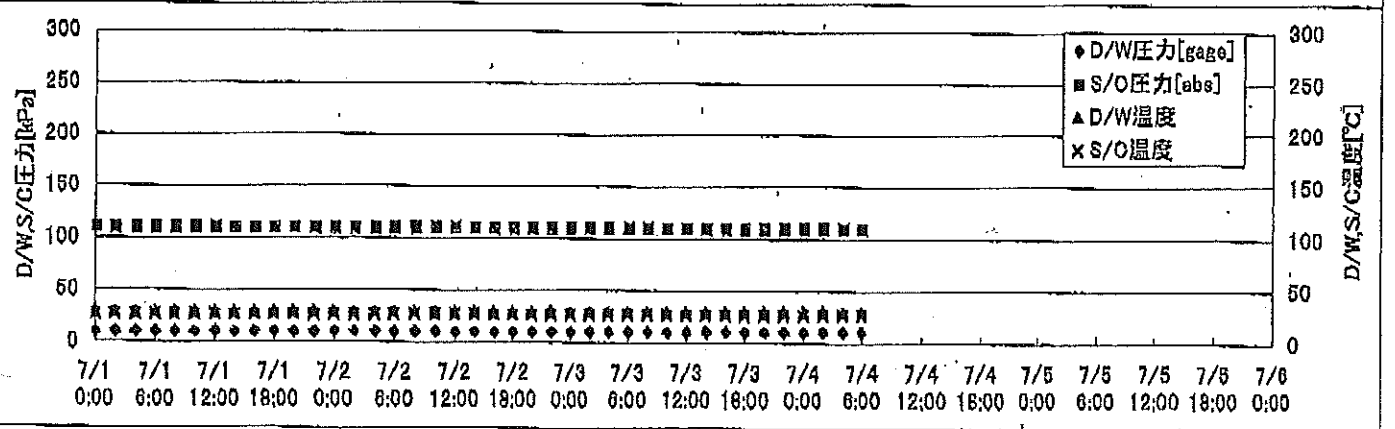
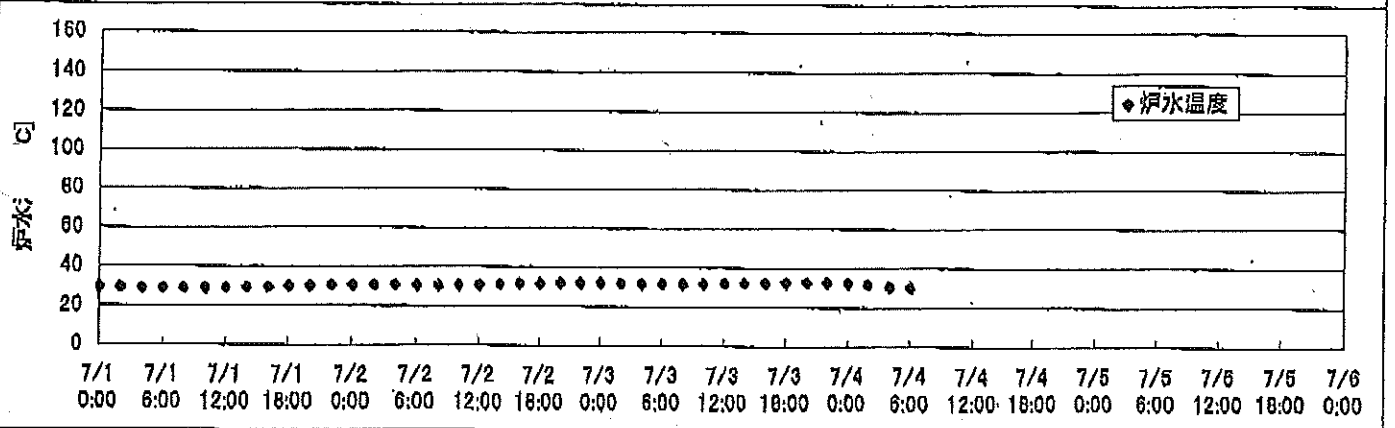
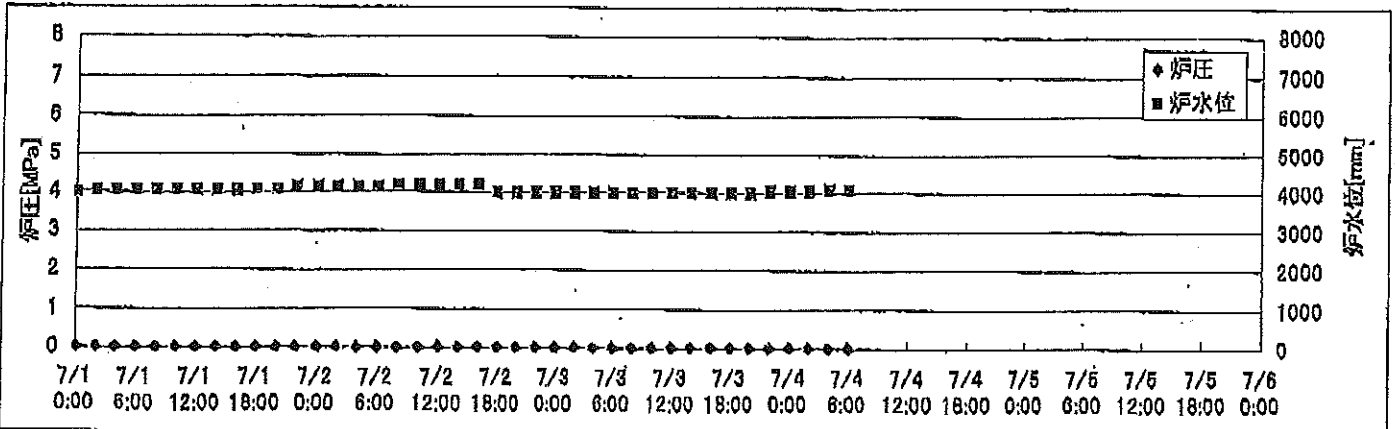
2F-1号機



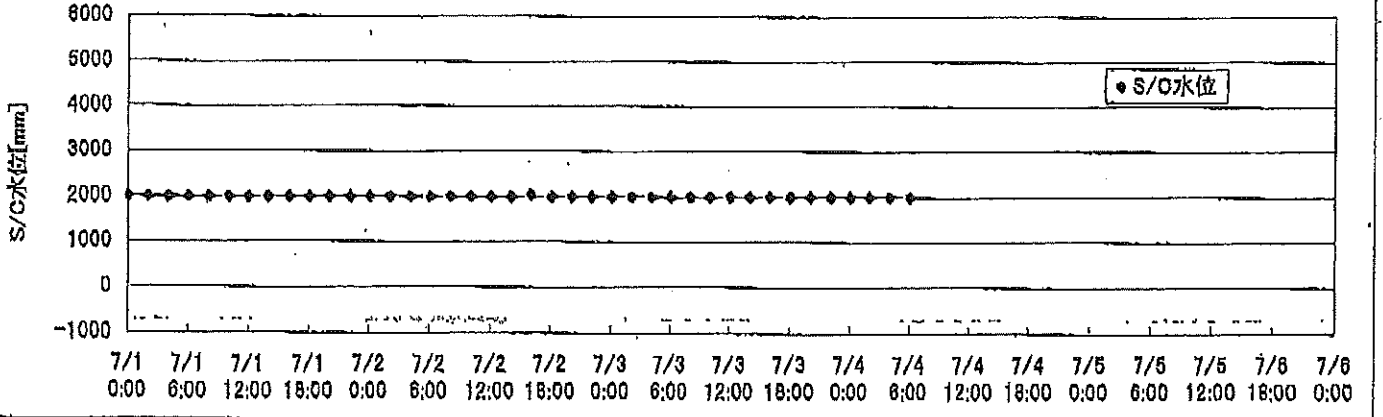
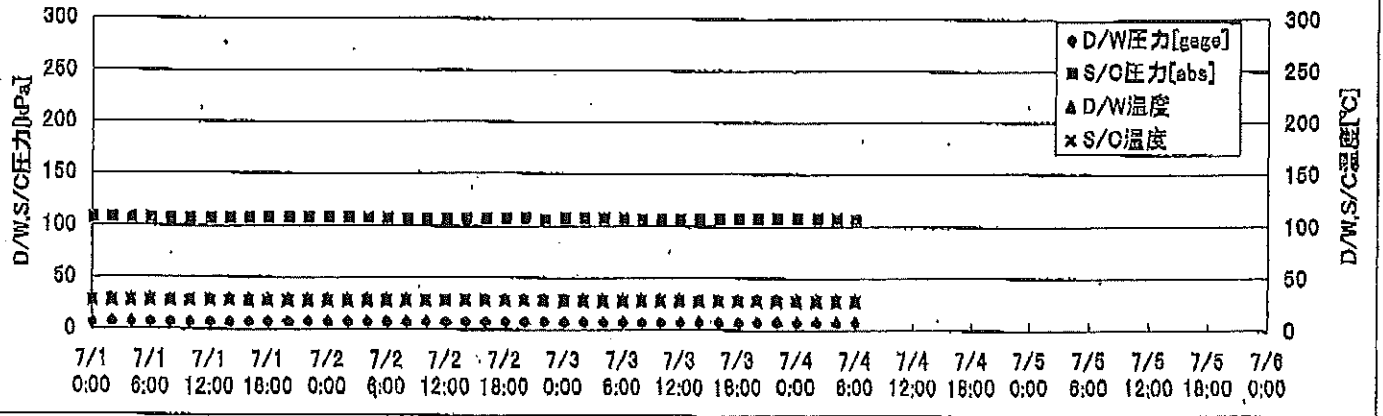
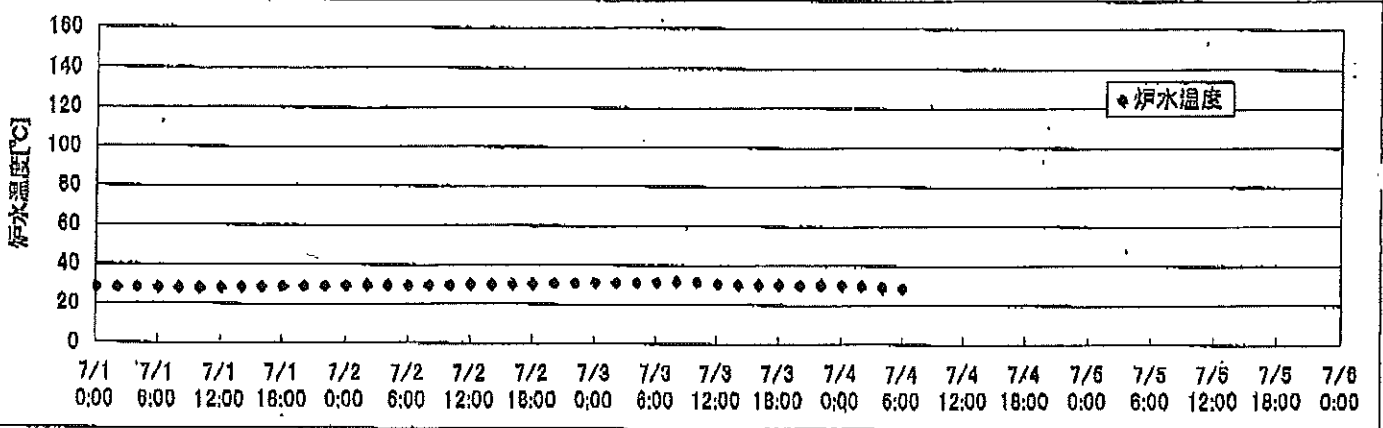
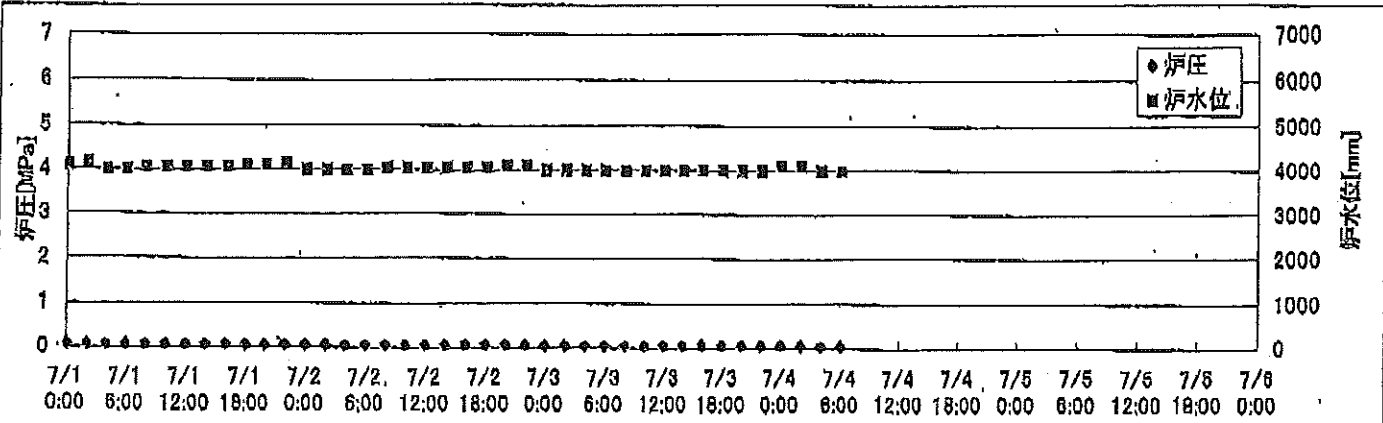
2F-2号機




2F-3号機




2F-4号機




2F-1号機




2F-2号機



2F-3号機



2F-4号機



2F-1号機

※燃料頂部(TAF)からの水位=炉水位+4200[mm]

時間	炉圧 [MPa (gage)]	炉水位 [mm] 停止時	炉水温度[°C]	D/W圧力 [kPa(gage)]	D/W温度 [°C]	S/C圧力 [kPa(abs)]	S/C水位 [mm]	S/C温度 [°C]
2011/7/2 0:00	0.05	5650	23.8	5	26.0	106	1962	23
2011/7/2 2:00	0.05	5650	23.8	5	26.0	106	1963	24
2011/7/2 4:00	0.05	5650	23.9	5	26.1	106	1963	24
2011/7/2 6:00	0.05	5650	23.9	5	26.1	106	1963	24
2011/7/2 8:00	0.05	5650	24.0	5	26.1	106	1963	24
2011/7/2 10:00	0.05	5650	24.0	5	26.1	106	1963	24
2011/7/2 12:00	0.04	5650	24.0	5	26.1	106	1963	24
2011/7/2 14:00	0.05	5650	24.0	5	26.1	106	1964	24
2011/7/2 16:00	0.05	5650	24.2	5	26.1	106	1964	24
2011/7/2 18:00	0.05	5650	24.4	5	26.2	106	1965	24
2011/7/2 20:00	0.05	5650	25.4	5	26.3	106	1965	25
2011/7/2 22:00	0.05	5700	24.1	5	26.2	106	1967	25
2011/7/3 0:00	0.05	5700	24.2	5	26.2	106	1957	25
2011/7/3 2:00	0.05	5750	24.3	6	26.2	106	1957	25
2011/7/3 4:00	0.05	5750	24.7	6	26.2	106	1957	25
2011/7/3 6:00	0.05	5750	24.8	6	26.2	106	1957	25
2011/7/3 8:00	0.05	5750	24.9	6	26.3	106	1957	25
2011/7/3 10:00	0.05	5750	25.0	6	26.3	106	1957	25
2011/7/3 12:00	0.05	5751	25.0	6	26.3	106	1957	25
2011/7/3 14:00	0.05	5750	25.2	6	26.3	106	1957	25
2011/7/3 16:00	0.05	5750	25.3	6	26.3	106	1957	25
2011/7/3 18:00	0.05	5750	25.4	6	26.4	106	1958	26
2011/7/3 20:00	0.05	5750	25.5	6	26.4	106	1958	26
2011/7/3 22:00	0.05	5750	25.7	6	26.5	106	1959	26
2011/7/4 0:00	0.05	5750	25.7	6	26.3	106	1960	26
2011/7/4 2:00	0.05	5750	25.7	6	26.4	106	1959	26
2011/7/4 4:00	0.05	5750	25.6	6	26.5	106	1959	26
2011/7/4 6:00	0.05	5750	25.4	6	26.6	106	1959	26
2011/7/4 8:00	0.05	5750	25.3	6	26.6	106	1958	26
2011/7/4 10:00	0.05	5750	25.3	7	26.6	106	1958	26
2011/7/4 12:00	0.05	5700	25.3	6	26.6	106	1958	26
2011/7/4 14:00								
2011/7/4 16:00								
2011/7/4 18:00								
2011/7/4 20:00								
2011/7/4 22:00								

2F-2号機

※燃料頂部(TAF)からの水位=炉水位+4200[mm]

時間	炉圧 [MPa (gage)]	炉水位 [mm] 停止時	炉水温度[°C]	D/W圧力 [kPa(gage)]	D/W温度 [°C]	S/C圧力 [kPa(abs)]	S/C水位 [mm]	S/C温度 [°C]
2011/7/2 0:00	0.03	5550	25.8	7	26.5	107	1200	25
2011/7/2 2:00	0.03	5550	25.9	7	26.5	107	1200	26
2011/7/2 4:00	0.03	5550	26.0	7	26.5	107	1200	26
2011/7/2 6:00	0.03	5550	26.0	7	26.7	107	1200	26
2011/7/2 8:00	0.03	5550	26.1	7	26.7	107	1200	26
2011/7/2 10:00	0.03	5550	26.2	7	26.7	107	1200	26
2011/7/2 12:00	0.03	5550	26.3	7	26.7	107	1200	26
2011/7/2 14:00	0.03	5550	26.4	7	26.7	107	1200	26
2011/7/2 16:00	0.03	5550	26.5	7	26.7	107	1200	26
2011/7/2 18:00	0.03	5550	26.6	7	26.7	107	1200	26
2011/7/2 20:00	0.03	5550	26.8	7	26.7	107	1200	26
2011/7/2 22:00	0.03	5550	26.9	7	26.7	107	1200	27
2011/7/3 0:00	0.03	5550	27.0	7	26.7	107	1200	27
2011/7/3 2:00	0.03	5550	27.1	7	26.8	107	1200	27
2011/7/3 4:00	0.03	5550	27.1	7	26.8	107	1200	27
2011/7/3 6:00	0.03	5550	27.2	7	26.8	107	1200	27
2011/7/3 8:00	0.03	5550	27.3	7	26.8	107	1200	27
2011/7/3 10:00	0.03	5550	27.4	7	26.9	107	1200	27
2011/7/3 12:00	0.04	5750	27.5	7	26.7	107	1200	27
2011/7/3 14:00	0.05	5800	27.5	7	26.8	107	1200	27
2011/7/3 16:00	0.04	5700	27.4	7	26.8	107	1200	27
2011/7/3 18:00	0.06	6000	27.0	7	26.8	107	1200	27
2011/7/3 20:00	0.06	6000	26.8	7	26.8	107	1200	27
2011/7/3 22:00	0.06	6000	26.7	7	26.8	107	1200	27
2011/7/4 0:00	0.06	6000	26.5	7	26.8	107	1200	27
2011/7/4 2:00	0.06	6000	25.9	7	26.8	107	1200	26
2011/7/4 4:00	0.06	6000	25.4	7	26.8	107	1200	26
2011/7/4 6:00	0.06	6000	25.2	7	26.8	107	1200	25
2011/7/4 8:00	0.06	6000	25.1	7	26.8	107	1200	25
2011/7/4 10:00	0.06	6000	25.1	7	26.8	107	1200	25
2011/7/4 12:00	0.06	6000	25.0	7	26.7	106	1200	25
2011/7/4 14:00								
2011/7/4 16:00								
2011/7/4 18:00								
2011/7/4 20:00								
2011/7/4 22:00								

2F-3号機

※燃料頂部(TAF)からの水位=炉水位+4200[mm]

時間	炉圧 [MPa (gage)]	炉水位 [mm] 停止時	炉水温度[°C]	D/W圧力 [kPa(gage)]	D/W温度 [°C]	S/C圧力 [kPa(abs)]	S/C水位 [mm]	S/C温度 [°C]
2011/7/2 0:00	0.02	4150	30.6	10	29.6	110	2100	27
2011/7/2 2:00	0.02	4150	30.7	10	29.5	110	2100	27
2011/7/2 4:00	0.02	4150	30.7	10	29.5	110	2100	27
2011/7/2 6:00	0.02	4150	30.7	10	29.5	110	2100	27
2011/7/2 8:00	0.02	4200	30.7	10	29.5	110	2100	27
2011/7/2 10:00	0.02	4200	30.9	10	29.6	110	2100	27
2011/7/2 12:00	0.02	4200	31.0	10	29.6	110	2100	27
2011/7/2 14:00	0.02	4200	31.2	10	29.6	110	2100	27
2011/7/2 16:00	0.02	4200	31.5	10	29.6	110	2100	27
2011/7/2 18:00	0.02	4000	31.8	10	29.6	110	2100	27
2011/7/2 20:00	0.02	4000	32.1	10	29.6	110	2100	27
2011/7/2 22:00	0.02	4000	32.1	10	29.7	110	2100	27
2011/7/3 0:00	0.02	4000	32.1	10	29.7	110	2100	27
2011/7/3 2:00	0.02	4000	31.9	10	29.7	110	2100	27
2011/7/3 4:00	0.02	4000	31.8	10	29.8	110	2100	27
2011/7/3 6:00	0.02	4000	31.8	10	29.8	110	2100	27
2011/7/3 8:00	0.02	4000	31.8	10	29.8	110	2100	27
2011/7/3 10:00	0.02	4000	31.9	10	29.8	110	2100	27
2011/7/3 12:00	0.02	4000	32.0	10	29.8	110	2100	27
2011/7/3 14:00	0.02	4000	32.2	10	29.9	110	2100	27
2011/7/3 16:00	0.02	4000	32.4	10	29.9	110	2100	27
2011/7/3 18:00	0.02	4000	32.7	10	30.0	110	2100	27
2011/7/3 20:00	0.02	4000	32.7	10	30.1	110	2100	27
2011/7/3 22:00	0.02	4050	32.7	10	30.1	110	2100	27
2011/7/4 0:00	0.02	4050	32.6	11	30.2	110	2100	27
2011/7/4 2:00	0.02	4050	31.9	11	30.2	110	2100	27
2011/7/4 4:00	0.02	4100	30.7	11	30.0	110	2100	27
2011/7/4 6:00	0.02	4100	30.5	11	30.0	110	2100	27
2011/7/4 8:00	0.02	4100	30.6	11	30.0	110	2100	27
2011/7/4 10:00	0.02	4100	30.9	11	29.8	110	2100	27
2011/7/4 12:00	0.02	4100	31.1	11	29.8	110	2100	27
2011/7/4 14:00								
2011/7/4 16:00								
2011/7/4 18:00								
2011/7/4 20:00								
2011/7/4 22:00								

