
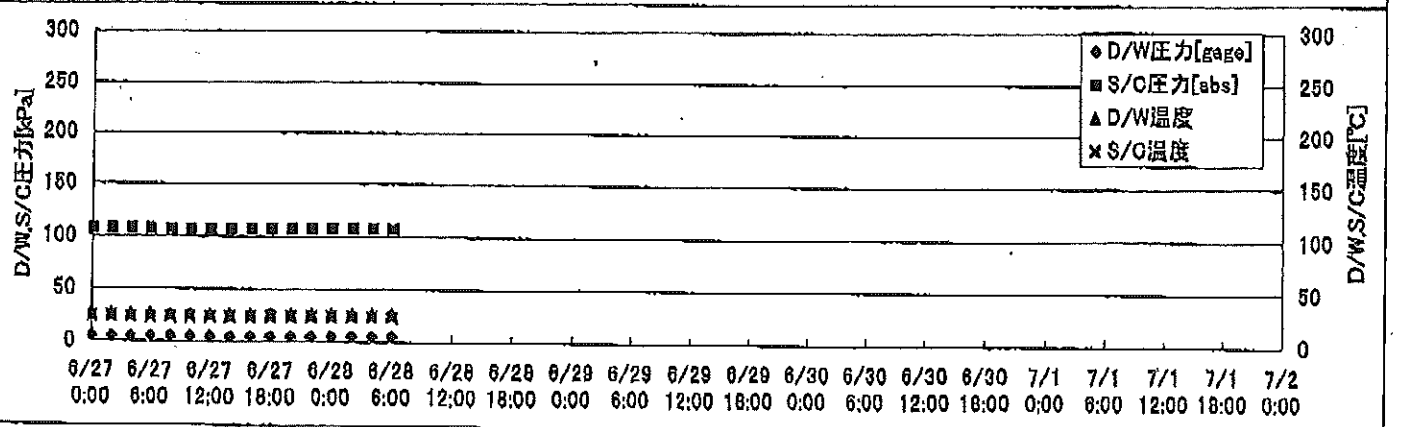
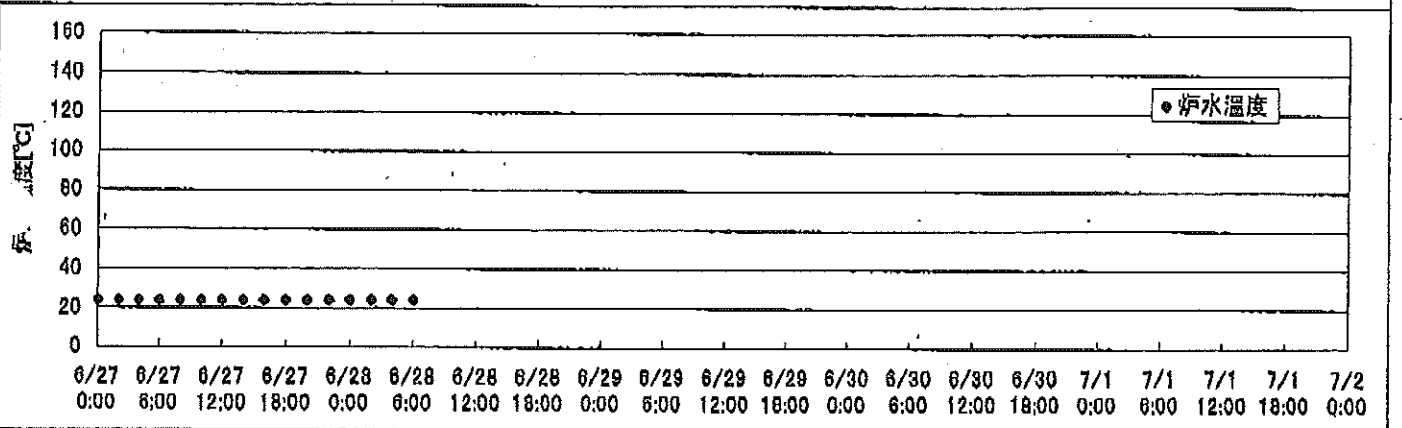
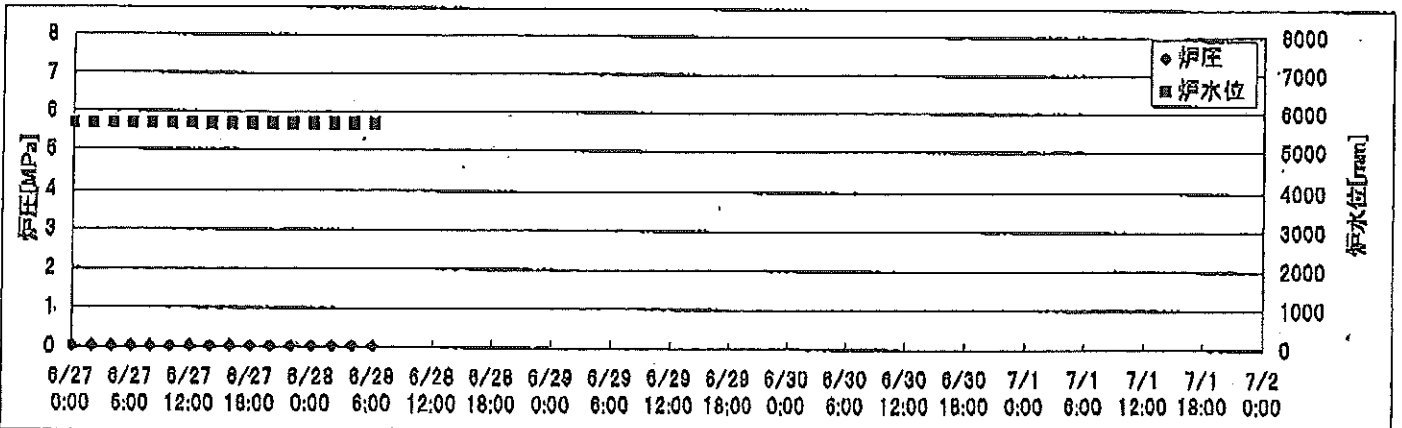
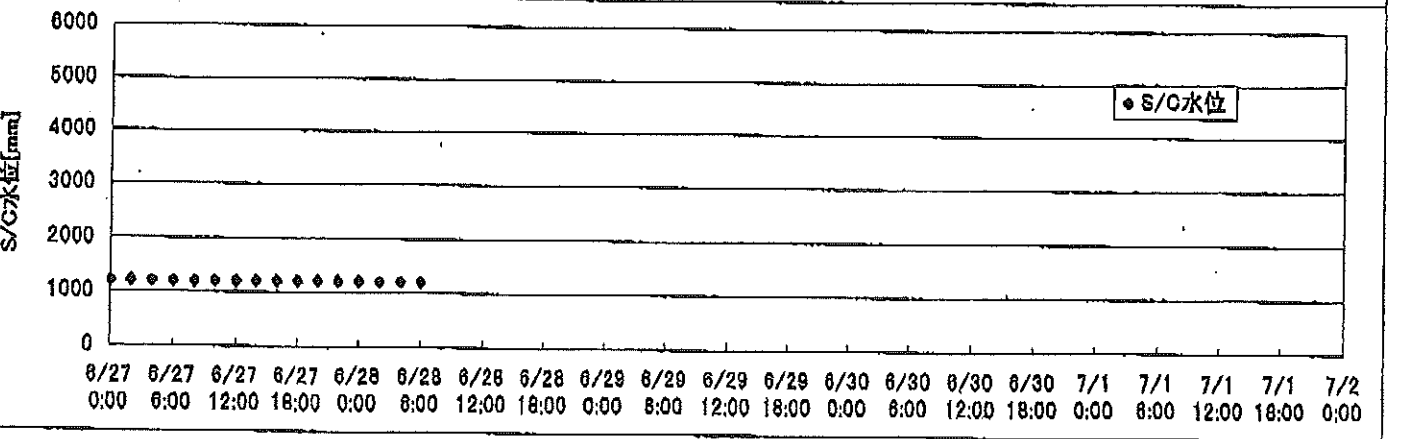
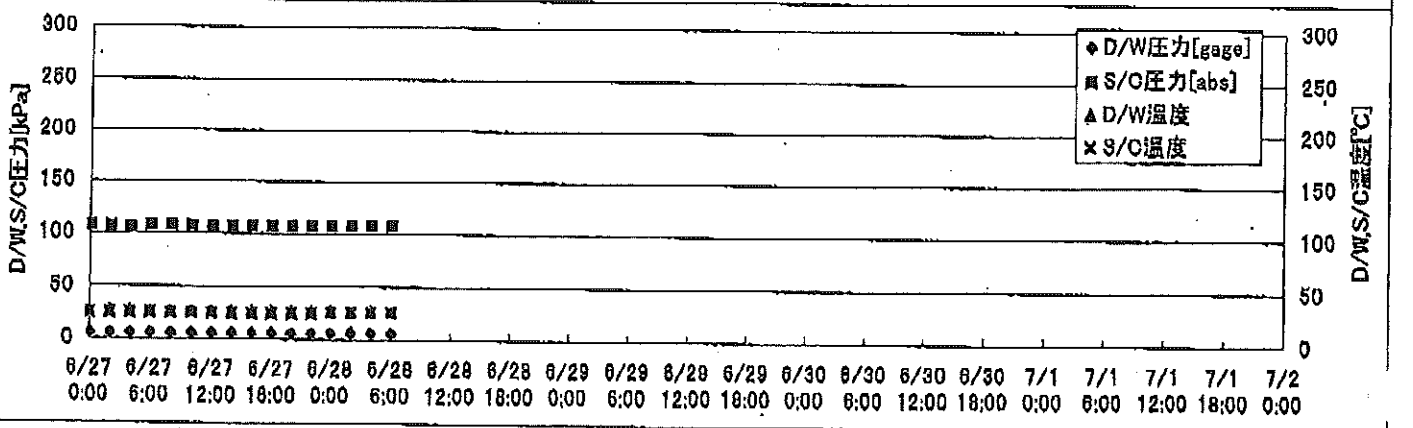

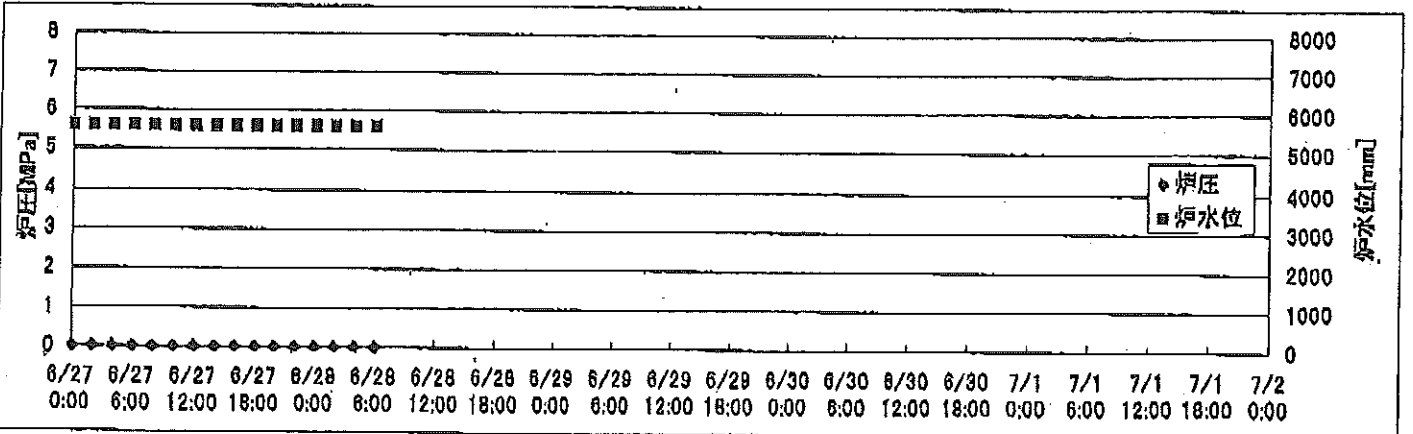





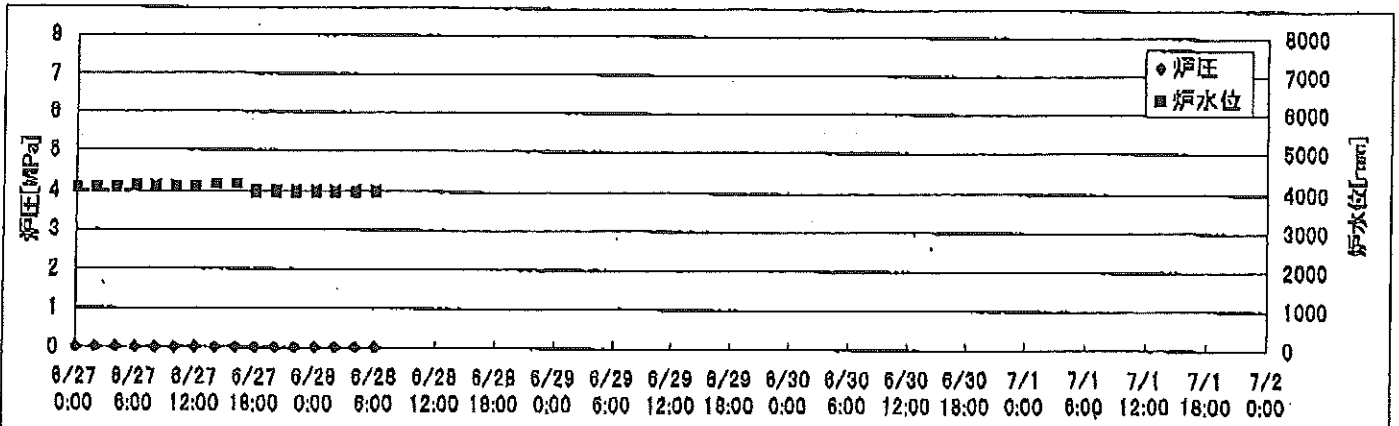
2F-1号機



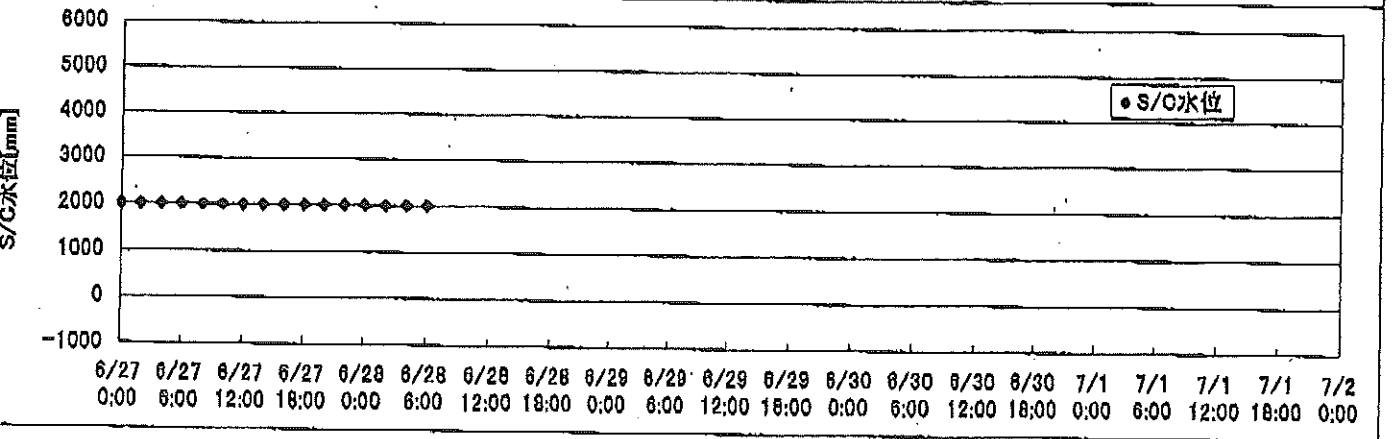


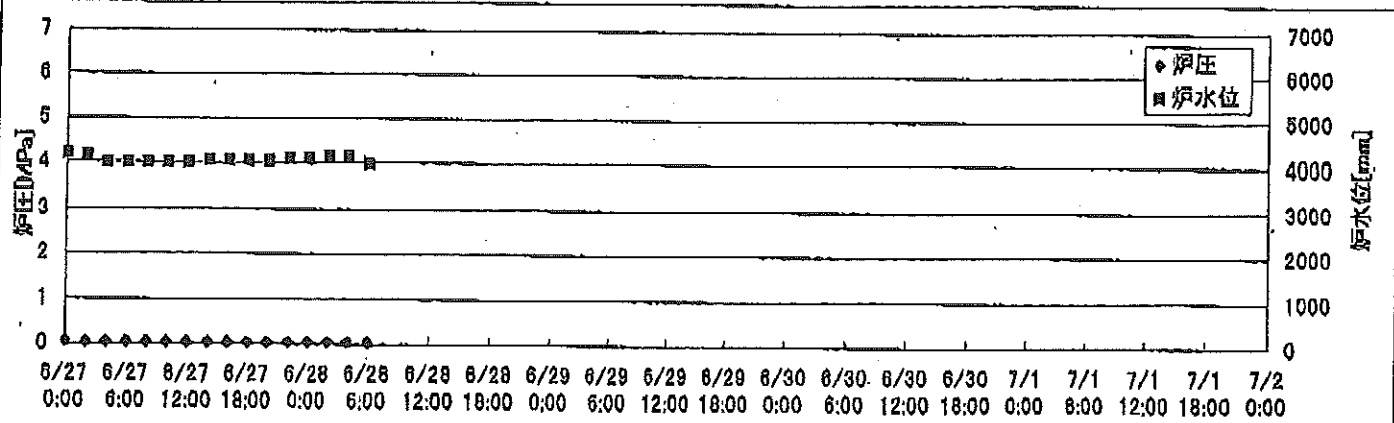
2F-2号機



2F-3号機



2F-4号機



2F-1号機

※燃料頂部(TAF)からの水位=炉水位+4200[mm]

時間	炉圧 [MPa (gage)]	炉水位 [mm] 停止時	炉水温度[°C]	D/W圧力 [kPa(gage)]	D/W温度 [°C]	S/C圧力 [kPa(abs)]	S/C水位 [mm]	S/C温度 [°C]
2011/6/27 0:00	0.05	5700	24.2	5	26.2	107	1959	24
2011/6/27 2:00	0.05	5700	24.2	5	26.2	107	1959	24
2011/6/27 4:00	0.05	5700	24.2	5	26.2	107	1959	24
2011/6/27 6:00	0.05	5700	24.2	5	26.2	107	1959	24
2011/6/27 8:00	0.05	5700	24.1	5	26.2	107	1959	24
2011/6/27 10:00	0.05	5700	24.2	5	26.2	107	1959	24
2011/6/27 12:00	0.05	5700	24.2	5	26.2	107	1958	24
2011/6/27 14:00	0.05	5700	24.2	5	26.2	107	1958	24
2011/6/27 16:00	0.05	5700	24.2	5	26.2	107	1958	24
2011/6/27 18:00	0.05	5700	24.3	5	26.2	107	1958	24
2011/6/27 20:00	0.05	5700	24.3	5	26.2	107	1958	24
2011/6/27 22:00	0.05	5700	24.3	5	26.1	107	1958	24
2011/6/28 0:00	0.05	5700	24.3	5	26.2	107	1958	24
2011/6/28 2:00	0.05	5700	24.3	5	26.2	107	1958	24
2011/6/28 4:00	0.05	5700	24.3	5	26.2	107	1958	24
2011/6/28 6:00	0.05	5700	24.3	5	26.2	107	1958	24
2011/6/28 8:00								
2011/6/28 10:00								
2011/6/28 12:00								
2011/6/28 14:00								
2011/6/28 16:00								
2011/6/28 18:00								
2011/6/28 20:00								
2011/6/28 22:00								
2011/6/29 0:00								
2011/6/29 2:00								
2011/6/29 4:00								
2011/6/29 6:00								
2011/6/29 8:00								
2011/6/29 10:00								
2011/6/29 12:00								
2011/6/29 14:00								
2011/6/29 16:00								
2011/6/29 18:00								
2011/6/29 20:00								
2011/6/29 22:00								
2011/6/30 0:00								

2F-2号機

※燃料頂部(TAF)からの水位=炉水位+4200[mm]

時間	炉圧 [MPa (gage)]	炉水位 [mm] 停止時	炉水温度[°C]	D/W圧力 [kPa(gage)]	D/W温度 [°C]	S/C圧力 [kPa(abs)]	S/C水位 [mm]	S/C温度 [°C]
2011/6/27 0:00	0.02	5600	25.5	5	26.3	107	1200	25
2011/6/27 2:00	0.02	5600	25.5	5	26.3	106	1200	25
2011/6/27 4:00	0.02	5600	25.5	5	26.3	106	1200	25
2011/6/27 6:00	0.02	5600	25.5	5	26.3	107	1200	25
2011/6/27 8:00	0.02	5600	25.5	5	26.7	107	1200	25
2011/6/27 10:00	0.02	5600	25.6	6	26.4	107	1200	25
2011/6/27 12:00	0.02	5600	25.6	6	26.4	107	1200	25
2011/6/27 14:00	0.02	5600	25.7	6	26.4	107	1200	25
2011/6/27 16:00	0.02	5600	25.7	6	26.4	107	1200	25
2011/6/27 18:00	0.02	5600	25.7	6	26.4	107	1200	25
2011/6/27 20:00	0.02	5600	25.8	6	26.4	107	1200	25
2011/6/27 22:00	0.02	5600	25.8	6	26.4	107	1200	25
2011/6/28 0:00	0.02	5600	25.8	6	26.3	107	1200	26
2011/6/28 2:00	0.02	5600	25.8	6	26.4	107	1200	26
2011/6/28 4:00	0.02	5600	25.8	6	26.3	107	1200	26
2011/6/28 6:00	0.02	5600	25.8	6	26.4	107	1200	26
2011/6/28 8:00								
2011/6/28 10:00								
2011/6/28 12:00								
2011/6/28 14:00								
2011/6/28 16:00								
2011/6/28 18:00								
2011/6/28 20:00								
2011/6/28 22:00								
2011/6/29 0:00								
2011/6/29 2:00								
2011/6/29 4:00								
2011/6/29 6:00								
2011/6/29 8:00								
2011/6/29 10:00								
2011/6/29 12:00								
2011/6/29 14:00								
2011/6/29 16:00								
2011/6/29 18:00								
2011/6/29 20:00								
2011/6/29 22:00								
2011/6/30 0:00								

2F-3号機

※燃料頂部(TAF)からの水位=炉水位+4200[mm]


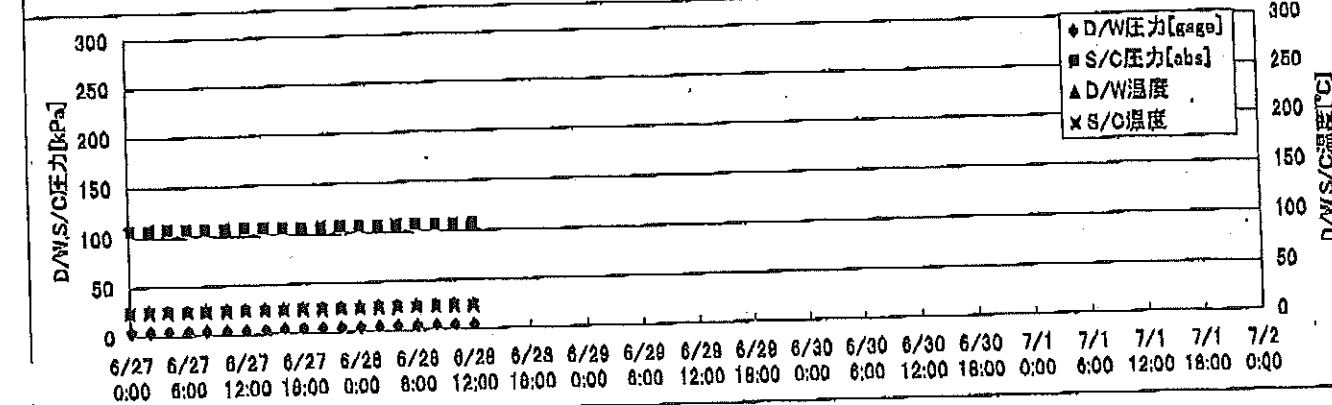


時間	炉圧 [MPa (gage)]	炉水位 [mm] 停止時	炉水温度[°C]	D/W圧力 [kPa(gage)]	D/W温度 [°C]	S/C圧力 [kPa(abs)]	S/C水位 [mm]	S/C温度 [°C]
2011/6/27 0:00	0.02	4100	29.8	9	29.3	110	2100	27
2011/6/27 2:00	0.02	4100	29.8	9	29.3	111	2100	27
2011/6/27 4:00	0.02	4100	29.8	9	29.3	111	2100	27
2011/6/27 6:00	0.02	4150	29.8	9	29.4	110	2100	27
2011/6/27 8:00	0.02	4150	29.8	9	29.3	110	2100	27
2011/6/27 10:00	0.02	4150	29.8	9	29.3	110	2100	27
2011/6/27 12:00	0.02	4150	29.9	9	29.3	110	2100	27
2011/6/27 14:00	0.02	4200	30.0	9	29.3	110	2100	27
2011/6/27 16:00	0.02	4200	30.1	9	29.3	110	2100	27
2011/6/27 18:00	0.02	4000	30.1	9	29.4	110	2100	27
2011/6/27 20:00	0.02	4000	30.2	9	29.3	110	2100	27
2011/6/27 22:00	0.02	4000	30.1	9	29.3	111	2100	27
2011/6/28 0:00	0.02	4000	30.0	10	29.3	111	2100	27
2011/6/28 2:00	0.02	4000	30.0	10	29.4	110	2100	27
2011/6/28 4:00	0.02	4000	29.9	10	29.3	110	2100	27
2011/6/28 6:00	0.02	4000	29.8	9	29.3	111	2100	27
2011/6/28 8:00								
2011/6/28 10:00								
2011/6/28 12:00								
2011/6/28 14:00								
2011/6/28 16:00								
2011/6/28 18:00								
2011/6/28 20:00								
2011/6/28 22:00								
2011/6/29 0:00								
2011/6/29 2:00								
2011/6/29 4:00								
2011/6/29 6:00								
2011/6/29 8:00								
2011/6/29 10:00								
2011/6/29 12:00								
2011/6/29 14:00								
2011/6/29 16:00								
2011/6/29 18:00								
2011/6/29 20:00								
2011/6/29 22:00								
2011/6/30 0:00								

2F-4号機

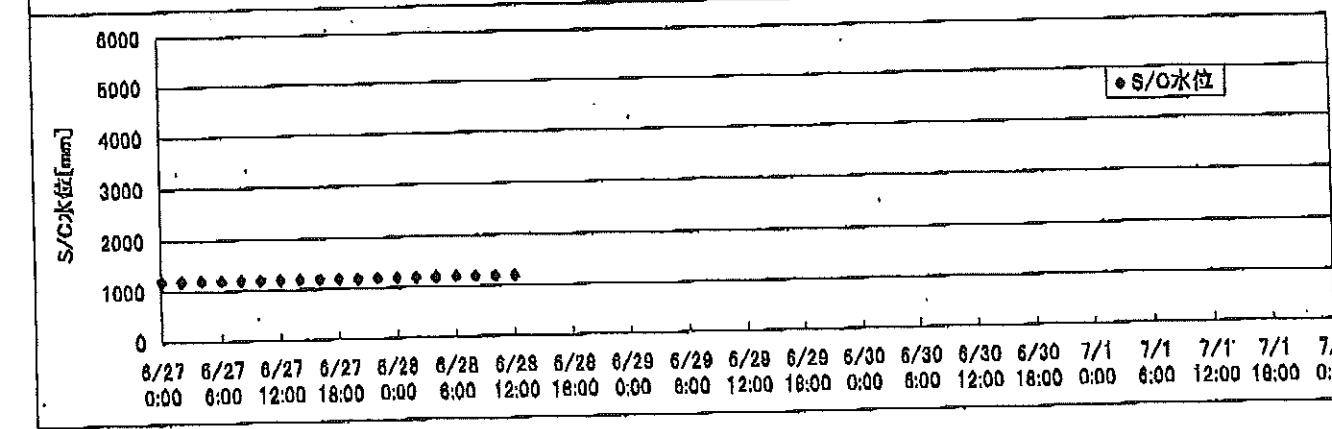

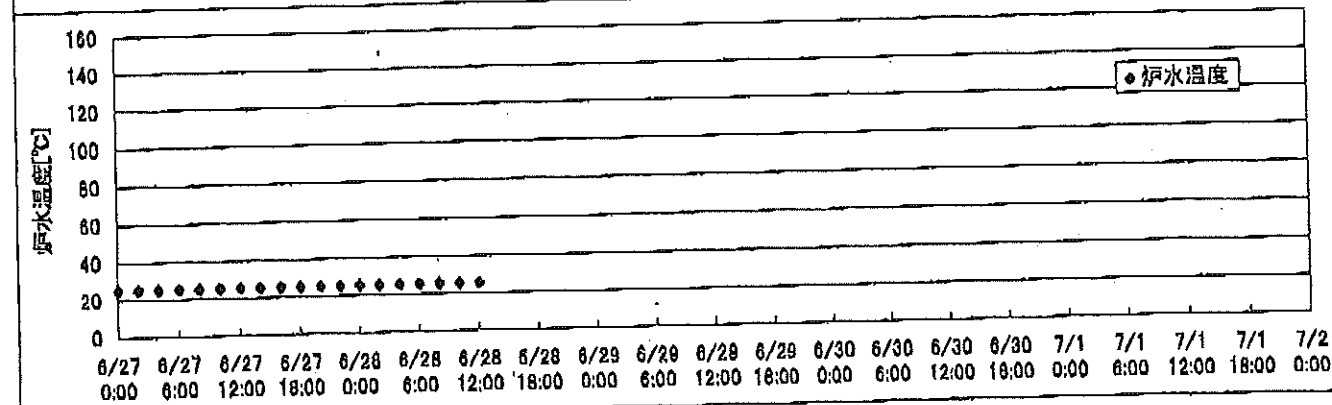

※燃料頂部(TAF)からの水位=炉水位+4200[mm]

時間	炉圧 [MPa (gage)]	炉水位 [mm] 停止時	炉水温度[°C]	D/W圧力 [kPa(gage)]	D/W温度 [°C]	S/C圧力 [kPa(abs)]	S/C水位 [mm]	S/C温度 [°C]
2011/6/27 0:00	0.06	4200	29.1	5	29.3	107	2000	28
2011/6/27 2:00	0.05	4150	29.0	5	29.2	106	2000	28
2011/6/27 4:00	0.05	4000	29.0	5	29.2	106	2000	28
2011/6/27 6:00	0.05	4000	29.1	5	29.2	107	2000	28
2011/6/27 8:00	0.05	4000	29.1	5	29.2	107	2000	28
2011/6/27 10:00	0.05	4000	29.1	5	29.3	107	2000	28
2011/6/27 12:00	0.05	4000	29.2	6	29.2	107	2000	28
2011/6/27 14:00	0.05	4050	29.2	6	29.2	107	2000	28
2011/6/27 16:00	0.05	4050	29.3	6	29.2	107	2000	28
2011/6/27 18:00	0.05	4050	29.4	6	29.2	107	2000	28
2011/6/27 20:00	0.05	4050	29.4	6	29.2	107	2000	28
2011/6/27 22:00	0.06	4100	29.4	6	29.2	106	2000	28
2011/6/28 0:00	0.06	4100	29.4	6	29.2	106	2000	28
2011/6/28 2:00	0.06	4150	29.4	6	29.4	107	2000	28
2011/6/28 4:00	0.06	4150	29.3	6	29.2	107	2000	28
2011/6/28 6:00	0.05	4000	29.3	6	29.2	106	2000	28
2011/6/28 8:00								
2011/6/28 10:00								
2011/6/28 12:00								
2011/6/28 14:00								
2011/6/28 16:00								
2011/6/28 18:00								
2011/6/28 20:00								
2011/6/28 22:00								
2011/6/29 0:00								
2011/6/29 2:00								
2011/6/29 4:00								
2011/6/29 6:00								
2011/6/29 8:00								
2011/6/29 10:00								
2011/6/29 12:00								
2011/6/29 14:00								
2011/6/29 16:00								
2011/6/29 18:00								
2011/6/29 20:00								
2011/6/29 22:00								
2011/6/30 0:00								


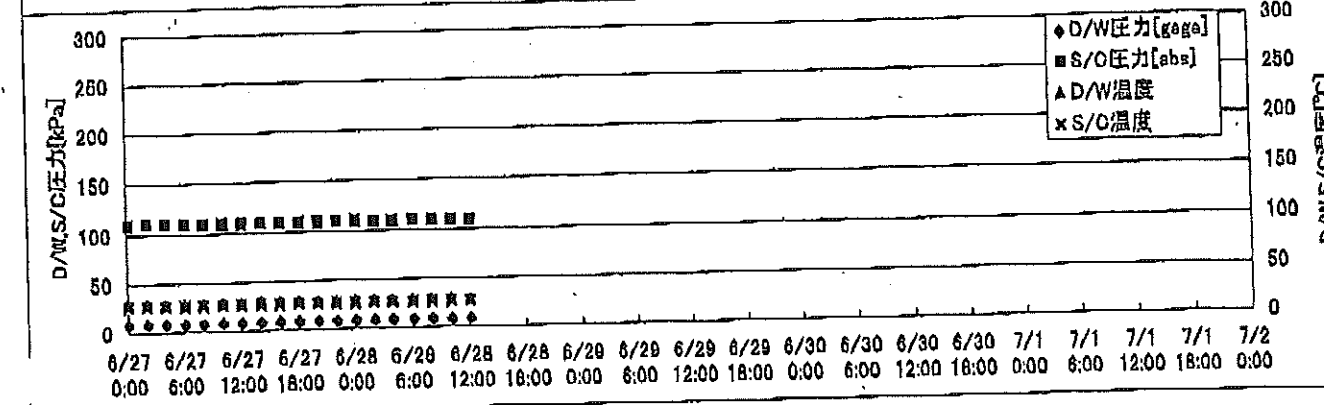


2F-1号機



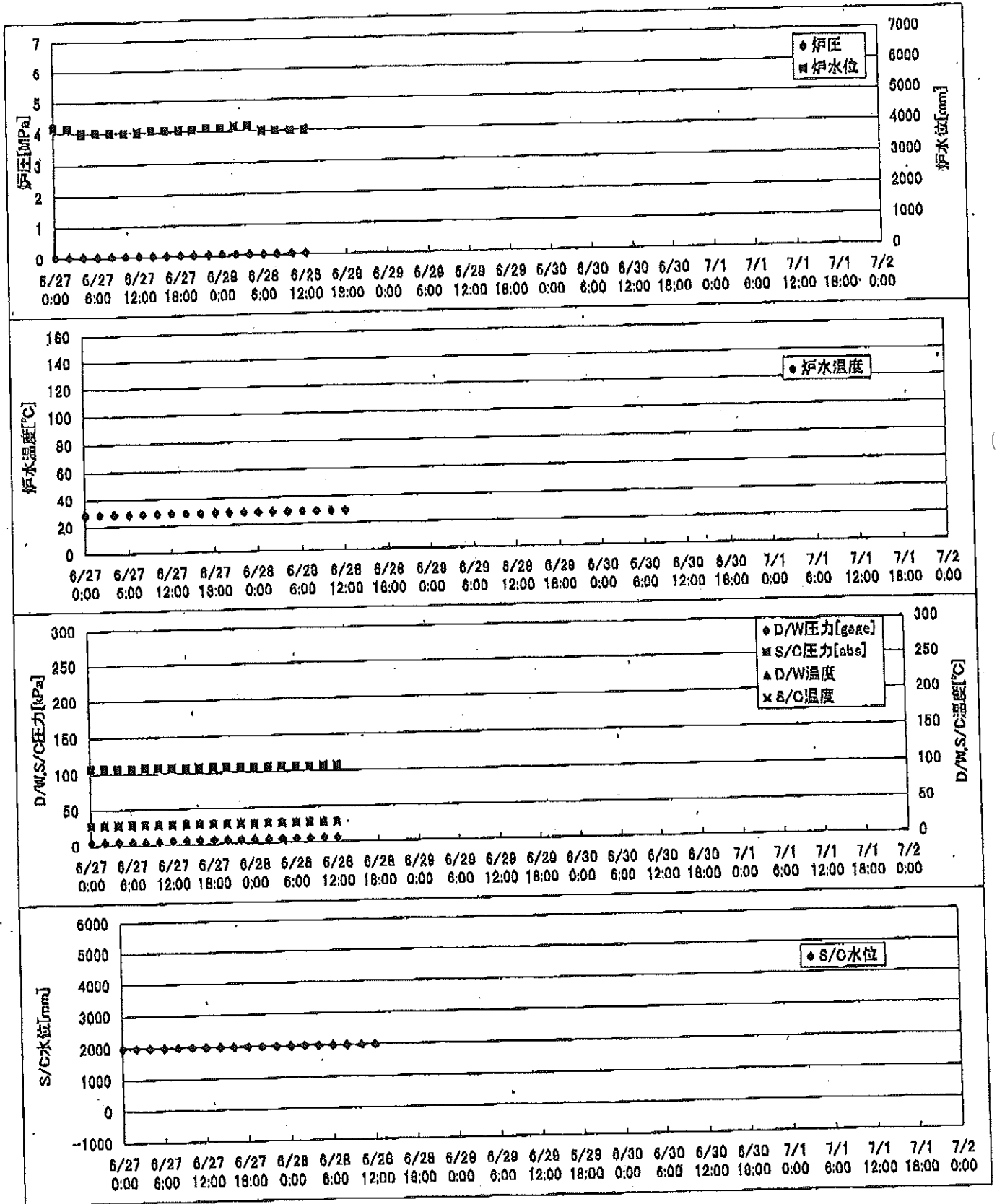
2F-2号機



2F-3号機



2F-4号機



2F-2号機

※燃料頂部(TAF)からの水位=炉水位+4200[mm]

時間	炉圧 [MPa (gage)]	炉水位 [mm] 停止時	炉水温度[°C]	D/W圧力 [kPa(gage)]	D/W温度 [°C]	S/C圧力 [kPa(abs)]	S/C水位 [mm]	S/C温度 [°C]
2011/6/27 0:00	0.02	5600	25.5	5	26.3	107	1200	25
2011/6/27 2:00	0.02	5600	25.5	5	26.3	106	1200	25
2011/6/27 4:00	0.02	5600	25.5	5	26.3	106	1200	25
2011/6/27 6:00	0.02	5600	25.5	5	26.3	107	1200	25
2011/6/27 8:00	0.02	5600	25.5	5	26.7	107	1200	25
2011/6/27 10:00	0.02	5600	25.6	6	26.4	107	1200	25
2011/6/27 12:00	0.02	5600	25.6	6	26.4	107	1200	25
2011/6/27 14:00	0.02	5600	25.7	6	26.4	107	1200	25
2011/6/27 16:00	0.02	5600	25.7	6	26.4	107	1200	25
2011/6/27 18:00	0.02	5600	25.7	6	26.4	107	1200	25
2011/6/27 20:00	0.02	5600	25.8	6	26.4	107	1200	25
2011/6/27 22:00	0.02	5600	25.8	6	26.4	107	1200	25
2011/6/28 0:00	0.02	5600	25.8	6	26.3	107	1200	26
2011/6/28 2:00	0.02	5600	25.8	6	26.4	107	1200	26
2011/6/28 4:00	0.02	5600	25.8	6	26.3	107	1200	26
2011/6/28 6:00	0.02	5600	25.8	6	26.4	107	1200	26
2011/6/28 8:00	0.02	5600	25.8	6	26.4	107	1200	26
2011/6/28 10:00	0.02	5550	25.8	6	26.4	107	1200	26
2011/6/28 12:00	0.02	5550	25.9	6	26.4	107	1200	26
2011/6/28 14:00								
2011/6/28 16:00								
2011/6/28 18:00								
2011/6/28 20:00								
2011/6/28 22:00								
2011/6/29 0:00								
2011/6/29 2:00								
2011/6/29 4:00								
2011/6/29 6:00								
2011/6/29 8:00								
2011/6/29 10:00								
2011/6/29 12:00								
2011/6/29 14:00								
2011/6/29 16:00								
2011/6/29 18:00								
2011/6/29 20:00								
2011/6/29 22:00								
2011/6/30 0:00								

2F-3号機

※燃料頂部(TAF)からの水位=炉水位+4200[mm]

時間	炉圧 [MPa (gage)]	炉水位 [mm] 停止時	炉水温度[°C]	D/W圧力 [kPa(gage)]	D/W温度 [°C]	S/C圧力 [kPa(abs)]	S/C水位 [mm]	S/C温度 [°C]
2011/6/27 0:00	0.02	4100	29.8	9	29.3	110	2100	27
2011/6/27 2:00	0.02	4100	29.8	9	29.3	111	2100	27
2011/6/27 4:00	0.02	4100	29.8	9	29.3	111	2100	27
2011/6/27 6:00	0.02	4150	29.8	9	29.4	110	2100	27
2011/6/27 8:00	0.02	4150	29.8	9	29.3	110	2100	27
2011/6/27 10:00	0.02	4150	29.8	9	29.3	110	2100	27
2011/6/27 12:00	0.02	4150	29.9	9	29.3	110	2100	27
2011/6/27 14:00	0.02	4200	30.0	9	29.3	110	2100	27
2011/6/27 16:00	0.02	4200	30.1	9	29.3	110	2100	27
2011/6/27 18:00	0.02	4000	30.1	9	29.4	110	2100	27
2011/6/27 20:00	0.02	4000	30.2	9	29.3	110	2100	27
2011/6/27 22:00	0.02	4000	30.1	9	29.3	111	2100	27
2011/6/28 0:00	0.02	4000	30.0	10	29.3	111	2100	27
2011/6/28 2:00	0.02	4000	30.0	10	29.4	110	2100	27
2011/6/28 4:00	0.02	4000	29.9	10	29.3	110	2100	27
2011/6/28 6:00	0.02	4000	29.8	9	29.3	111	2100	27
2011/6/28 8:00	0.02	4000	29.8	9	29.4	110	2100	27
2011/6/28 10:00	0.02	4000	29.8	9	29.4	110	2100	27
2011/6/28 12:00	0.02	4000	29.9	9	29.4	110	2100	27
2011/6/28 14:00								
2011/6/28 16:00								
2011/6/28 18:00								
2011/6/28 20:00								
2011/6/28 22:00								
2011/6/29 0:00								
2011/6/29 2:00								
2011/6/29 4:00								
2011/6/29 6:00								
2011/6/29 8:00								
2011/6/29 10:00								
2011/6/29 12:00								
2011/6/29 14:00								
2011/6/29 16:00								
2011/6/29 18:00								
2011/6/29 20:00								
2011/6/29 22:00								
2011/6/30 0:00								

