
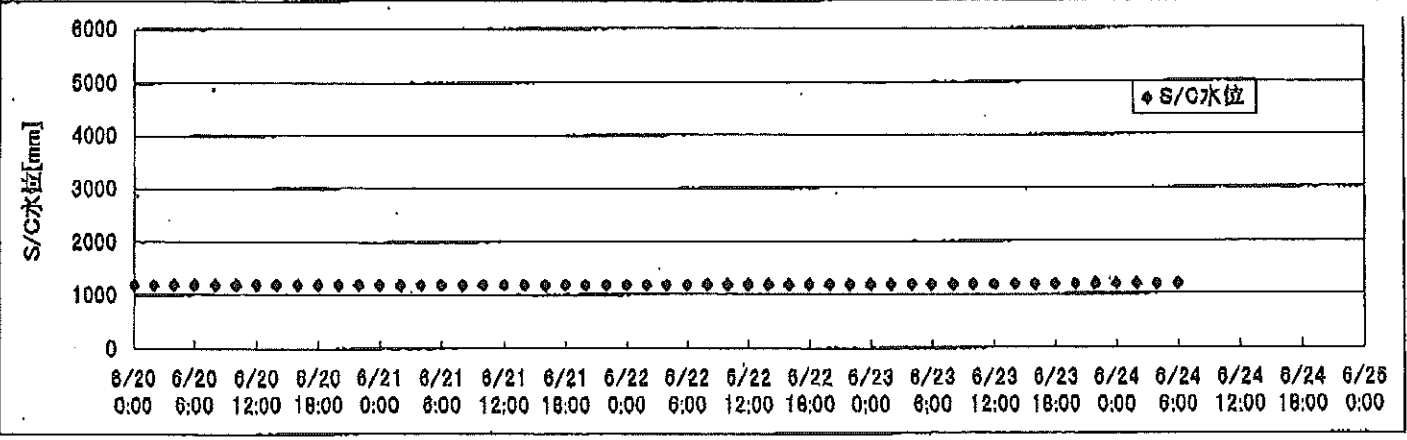

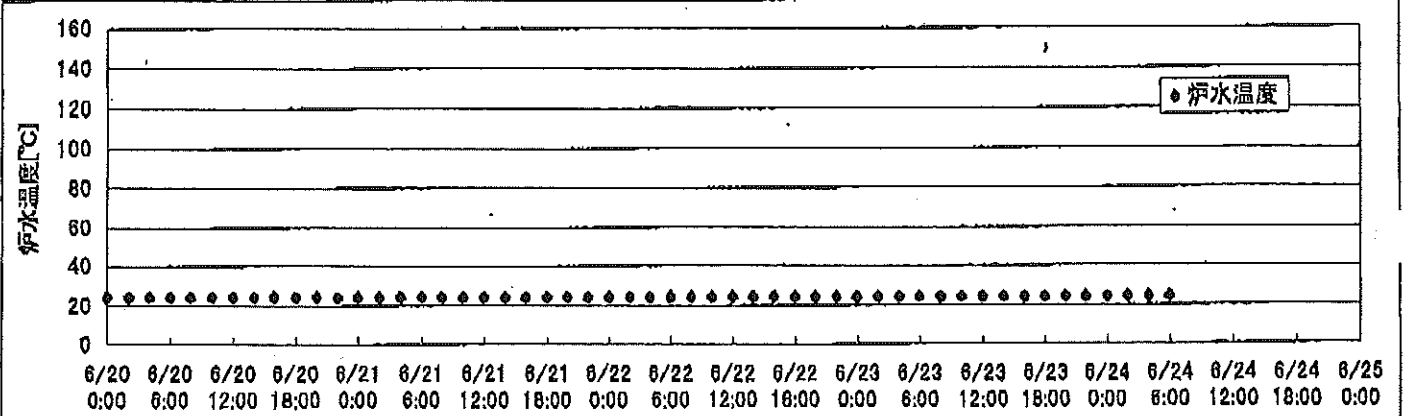
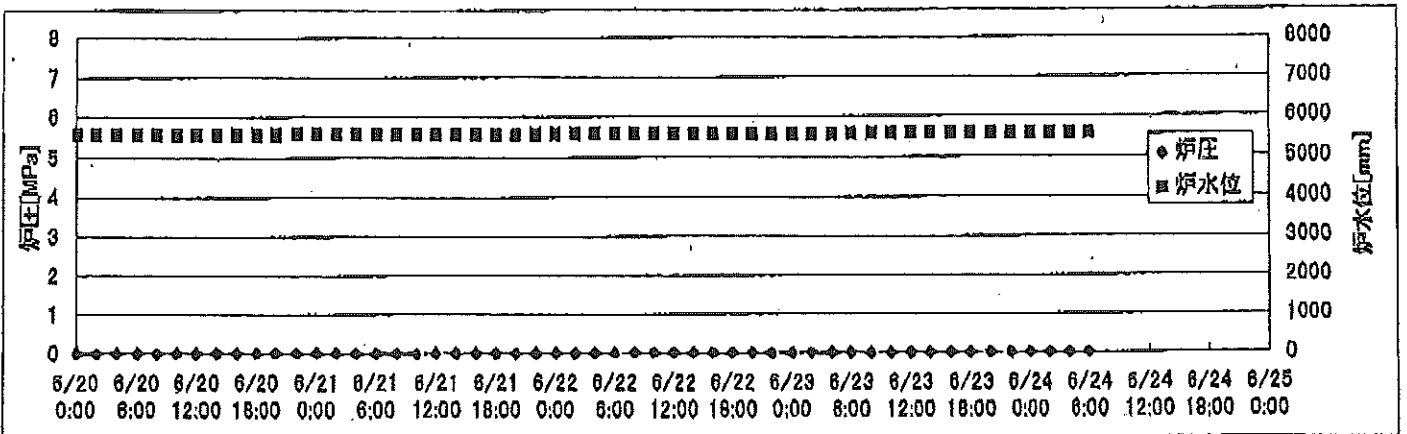


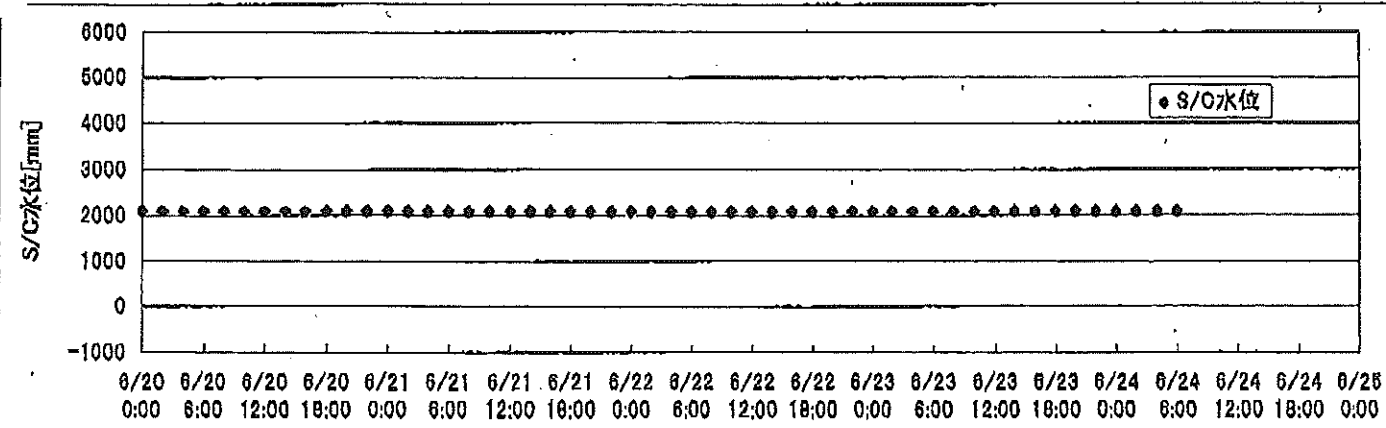

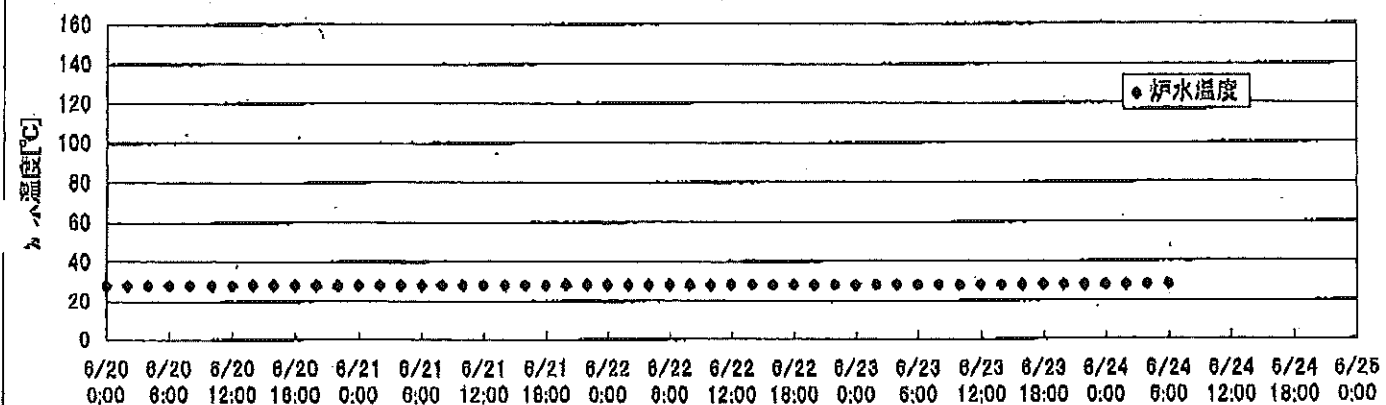

# 2F-1号機




2F-2号機



2F-3号機



2F-4号機



## 2F-1号機

※燃料頂部(TAF)からの水位=炉水位+4200[mm]

時間	炉圧 [MPa (gage)]	炉水位 [mm] 停止時	炉水温度[°C]	D/W圧力 [kPa(gage)]	D/W温度 [°C]	S/C圧力 [kPa(abs)]	S/C水位 [mm]	S/C温度 [°C]
2011/6/22 0:00	0.05	5750	23.7	6	26.0	107	1955	24
2011/6/22 2:00	0.05	5750	23.8	6	26.0	107	1955	24
2011/6/22 4:00	0.05	5750	23.8	6	26.0	107	1955	24
2011/6/22 6:00	0.05	5750	23.8	6	26.1	107	1955	24
2011/6/22 8:00	0.05	5750	23.8	6	26.0	107	1955	24
2011/6/22 10:00	0.05	5750	23.8	6	26.0	107	1954	24
2011/6/22 12:00	0.05	5750	23.8	6	26.0	107	1954	24
2011/6/22 14:00	0.05	5750	23.8	6	26.0	107	1955	24
2011/6/22 16:00	0.05	5750	23.8	6	25.9	107	1956	24
2011/6/22 18:00	0.05	5750	23.8	6	25.9	107	1956	24
2011/6/22 20:00	0.05	5750	23.8	6	25.9	107	1956	24
2011/6/22 22:00	0.05	5750	23.8	6	25.9	107	1955	24
2011/6/23 0:00	0.05	5750	23.8	6	26.0	107	1955	24
2011/6/23 2:00	0.05	5750	23.8	6	26.0	107	1955	24
2011/6/23 4:00	0.05	5750	23.8	6	26.0	107	1955	24
2011/6/23 6:00	0.05	5750	23.8	6	26.0	107	1955	24
2011/6/23 8:00	0.05	5750	23.8	6	26.0	107	1955	24
2011/6/23 10:00	0.05	5750	23.7	6	26.0	107	1955	24
2011/6/23 12:00	0.05	5750	23.8	6	26.0	107	1955	24
2011/6/23 14:00	0.05	5750	23.8	6	26.0	107	1955	24
2011/6/23 16:00	0.05	5750	23.7	6	26.0	107	1955	24
2011/6/23 18:00	0.05	5750	23.7	6	26.0	107	1955	24
2011/6/23 20:00	0.05	5750	23.8	6	26.0	107	1955	24
2011/6/23 22:00	0.05	5750	23.8	6	26.0	107	1955	24
2011/6/24 0:00	0.05	5750	23.8	6	26.0	107	1955	24
2011/6/24 2:00	0.05	5750	23.8	7	26.0	107	1955	24
2011/6/24 4:00	0.05	5750	23.8	7	26.0	107	1955	24
2011/6/24 6:00	0.05	5750	23.8	7	25.9	107	1955	24
2011/6/24 8:00								
2011/6/24 10:00								
2011/6/24 12:00								
2011/6/24 14:00								
2011/6/24 16:00								
2011/6/24 18:00								
2011/6/24 20:00								
2011/6/24 22:00								
2011/6/25 0:00								

## 2F-2号機

※燃料頂部(TAF)からの水位=炉水位+4200[mm]

時間	炉圧 [MPa (gage)]	炉水位 [mm] 停止時	炉水温度[°C]	D/W圧力 [kPa(gage)]	D/W温度 [°C]	S/C圧力 [kPa(abs)]	S/C水位 [mm]	S/C温度 [°C]
2011/6/22 0:00	0.02	5600	24.4	6	26.2	107	1200	24
2011/6/22 2:00	0.02	5600	24.5	6	26.2	107	1200	24
2011/6/22 4:00	0.02	5600	24.5	6	26.2	106	1200	24
2011/6/22 6:00	0.02	5600	24.5	6	26.2	106	1200	24
2011/6/22 8:00	0.03	5600	24.5	6	26.2	106	1200	24
2011/6/22 10:00	0.03	5600	24.5	6	26.2	107	1200	24
2011/6/22 12:00	0.03	5600	24.5	6	26.0	106	1200	24
2011/6/22 14:00	0.03	5600	24.5	6	26.2	106	1200	24
2011/6/22 16:00	0.03	5600	24.6	7	26.2	107	1200	24
2011/6/22 18:00	0.03	5600	24.5	6	26.2	107	1200	24
2011/6/22 20:00	0.03	5600	24.5	6	26.2	107	1200	24
2011/6/22 22:00	0.02	5600	24.5	6	26.2	107	1200	24
2011/6/23 0:00	0.02	5600	24.5	6	26.2	107	1200	24
2011/6/23 2:00	0.03	5600	24.5	7	26.2	107	1200	24
2011/6/23 4:00	0.03	5600	24.5	7	26.2	107	1200	24
2011/6/23 6:00	0.03	5600	24.5	7	26.2	107	1200	24
2011/6/23 8:00	0.02	5600	24.5	7	26.2	106	1200	24
2011/6/23 10:00	0.02	5600	24.4	7	26.2	107	1200	24
2011/6/23 12:00	0.03	5600	24.4	7	26.2	107	1200	24
2011/6/23 14:00	0.03	5600	24.4	7	26.0	107	1200	24
2011/6/23 16:00	0.03	5600	24.4	7	26.0	107	1200	24
2011/6/23 18:00	0.03	5600	24.4	7	26.2	107	1200	24
2011/6/23 20:00	0.03	5600	24.4	7	26.2	107	1200	24
2011/6/23 22:00	0.03	5600	24.4	7	26.2	107	1200	24
2011/6/24 0:00	0.03	5600	24.4	7	26.2	106	1200	24
2011/6/24 2:00	0.03	5600	24.5	7	26.2	106	1200	24
2011/6/24 4:00	0.03	5600	24.5	7	26.2	107	1200	24
2011/6/24 6:00	0.03	5600	24.5	7	26.2	106	1200	24
2011/6/24 8:00								
2011/6/24 10:00								
2011/6/24 12:00								
2011/6/24 14:00								
2011/6/24 16:00								
2011/6/24 18:00								
2011/6/24 20:00								
2011/6/24 22:00								
2011/6/25 0:00								

## 2F-3号機

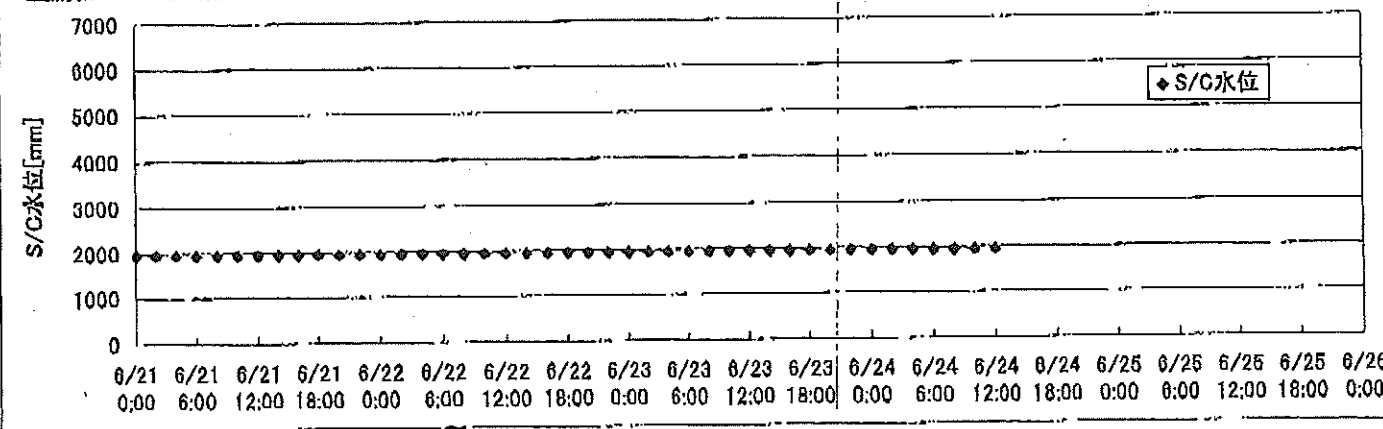
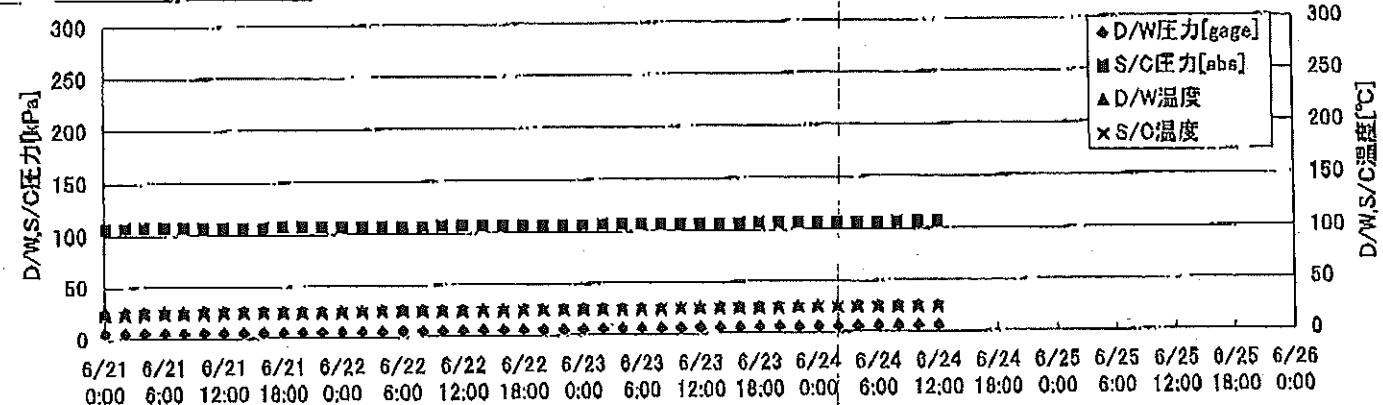
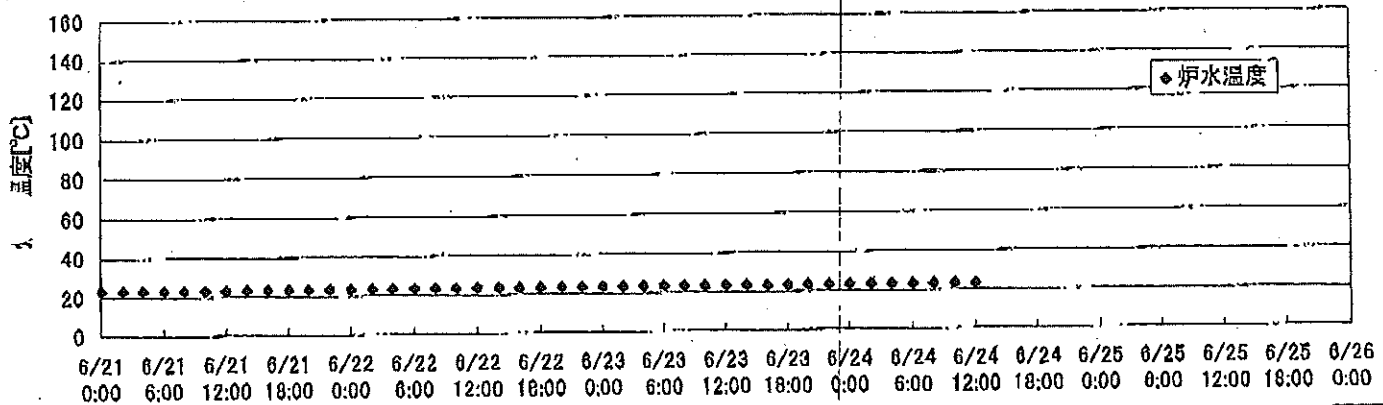
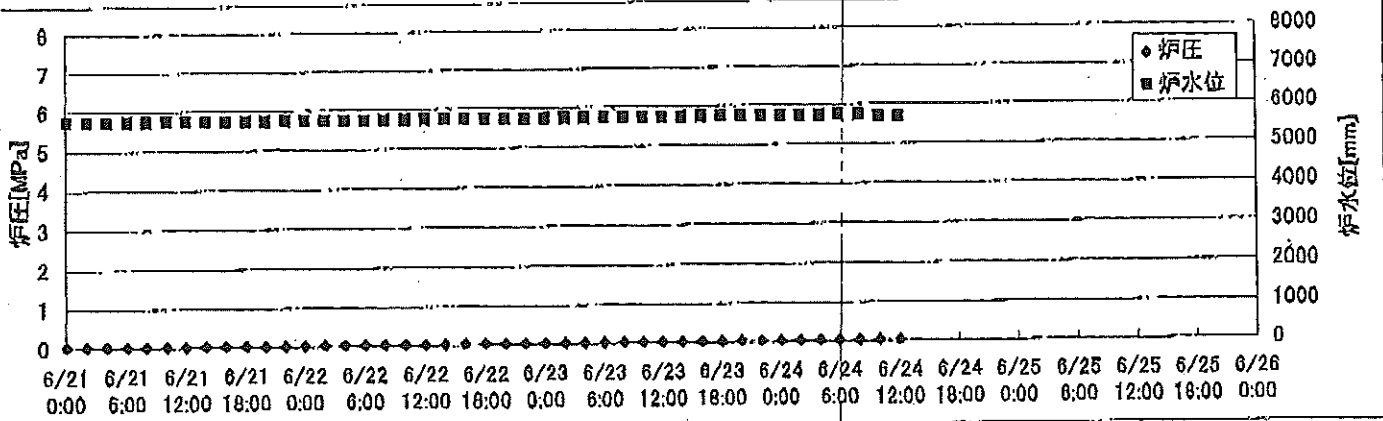
※燃料頂部(TAF)からの水位=炉水位+4200[mm]

時間	炉圧 [MPa (gage)]	炉水位 [mm] 停止時	炉水温度[°C]	D/W圧力 [kPa(gage)]	D/W温度 [°C]	S/G圧力 [kPa(abs)]	S/G水位 [mm]	S/G温度 [°C]
2011/6/22 0:00	0.02	4150	28.5	10	29.3	110	2100	27
2011/6/22 2:00	0.02	4150	28.5	10	29.3	110	2100	27
2011/6/22 4:00	0.02	4150	28.5	10	29.4	110	2100	27
2011/6/22 6:00	0.02	4200	28.5	10	29.4	110	2100	27
2011/6/22 8:00	0.02	4200	28.5	10	29.4	110	2100	27
2011/6/22 10:00	0.02	4200	28.5	10	29.3	110	2100	27
2011/6/22 12:00	0.02	4000	28.5	10	29.3	110	2100	27
2011/6/22 14:00	0.02	4000	28.5	10	29.3	110	2100	27
2011/6/22 16:00	0.02	4000	28.5	10	29.3	110	2100	27
2011/6/22 18:00	0.02	4000	28.5	10	29.3	110	2100	27
2011/6/22 20:00	0.02	4000	28.4	10	29.3	110	2100	27
2011/6/22 22:00	0.02	4000	28.4	10	29.3	110	2100	27
2011/6/23 0:00	0.02	4000	28.4	10	29.3	110	2100	27
2011/6/23 2:00	0.02	4000	28.4	10	29.3	110	2100	27
2011/6/23 4:00	0.02	4000	28.3	10	29.4	110	2100	27
2011/6/23 6:00	0.02	4000	28.3	10	29.3	110	2100	27
2011/6/23 8:00	0.02	4000	28.3	10	29.2	110	2100	27
2011/6/23 10:00	0.02	4050	28.2	10	29.3	110	2100	27
2011/6/23 12:00	0.02	4050	28.2	10	29.3	110	2100	27
2011/6/23 14:00	0.02	4050	28.2	10	29.3	110	2100	27
2011/6/23 16:00	0.02	4050	28.2	10	29.3	110	2100	27
2011/6/23 18:00	0.02	4050	28.3	10	29.3	110	2100	27
2011/6/23 20:00	0.02	4050	28.3	10	29.3	110	2100	27
2011/6/23 22:00	0.02	4050	28.3	10	29.3	110	2100	27
2011/6/24 0:00	0.02	4050	28.3	10	29.3	110	2100	27
2011/6/24 2:00	0.02	4100	28.4	11	29.3	110	2100	27
2011/6/24 4:00	0.02	4100	28.5	11	29.3	110	2100	27
2011/6/24 6:00	0.02	4100	28.5	11	29.3	110	2100	27
2011/6/24 8:00								
2011/6/24 10:00								
2011/6/24 12:00								
2011/6/24 14:00								
2011/6/24 16:00								
2011/6/24 18:00								
2011/6/24 20:00								
2011/6/24 22:00								
2011/6/25 0:00								

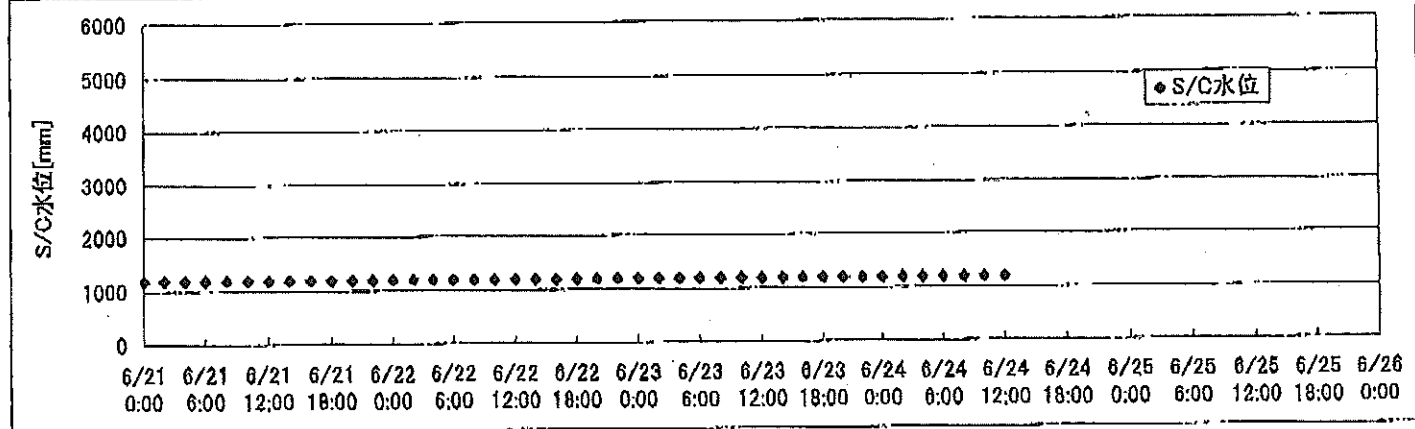
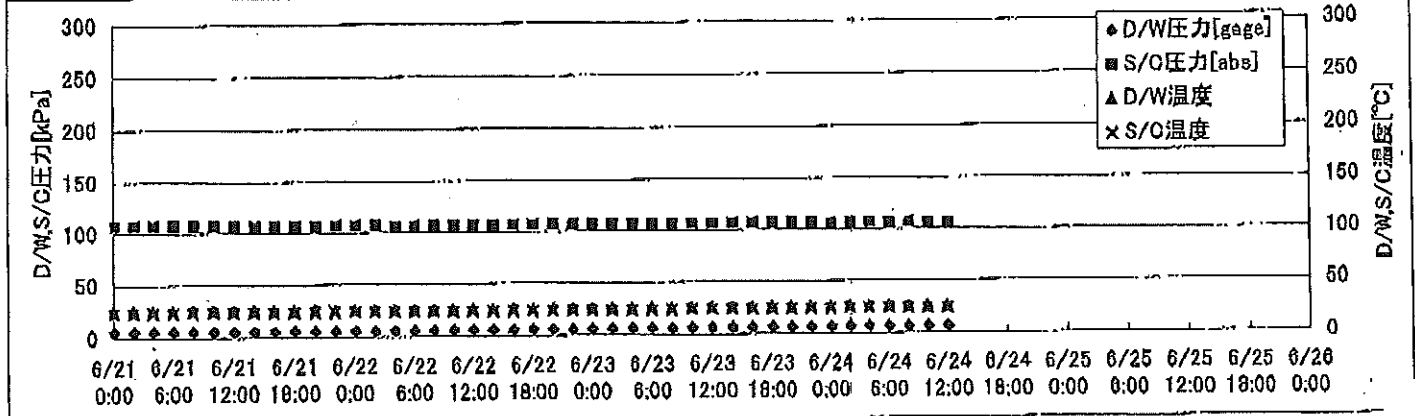
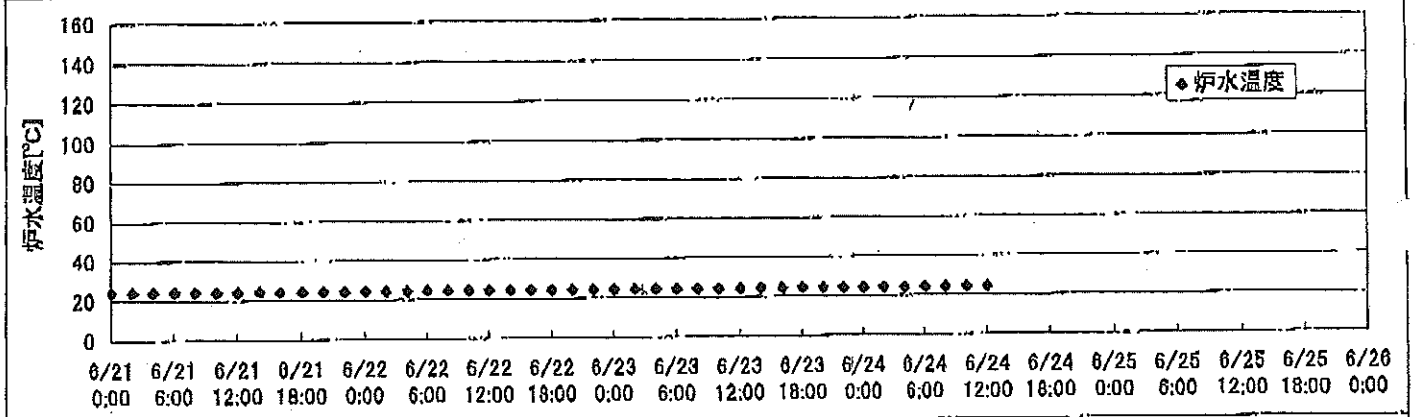
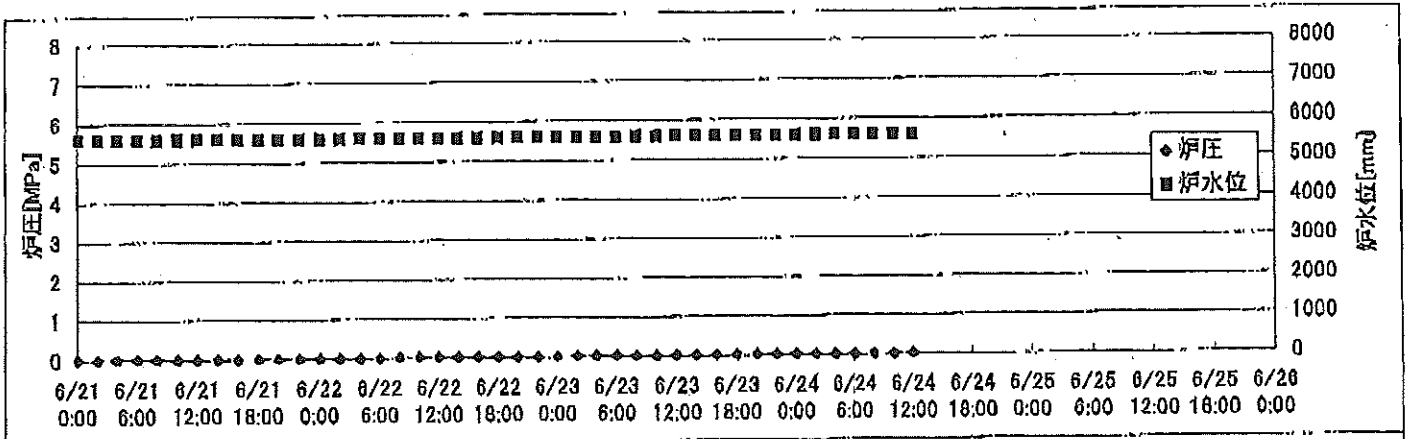




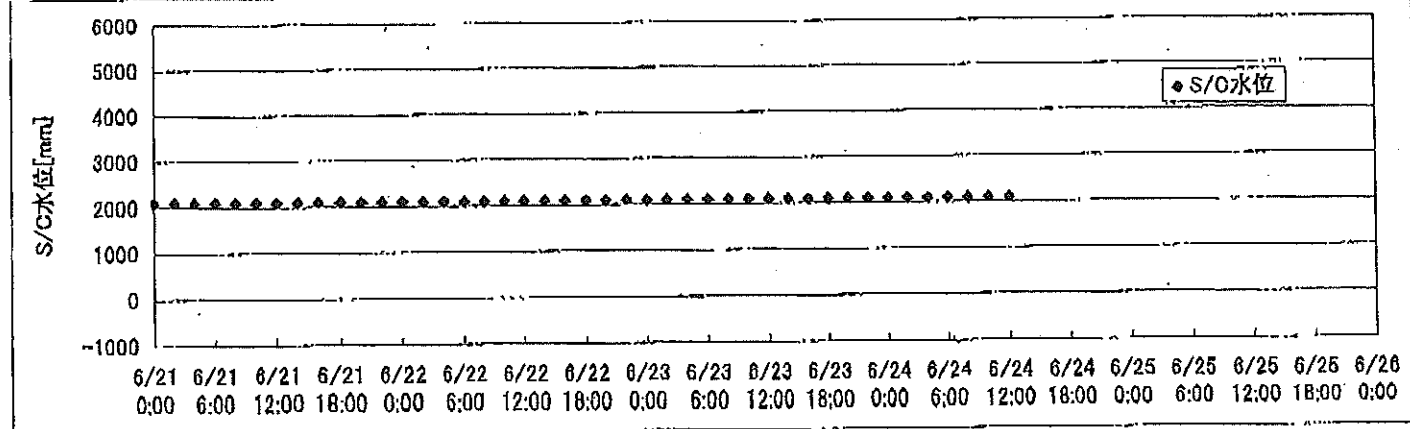
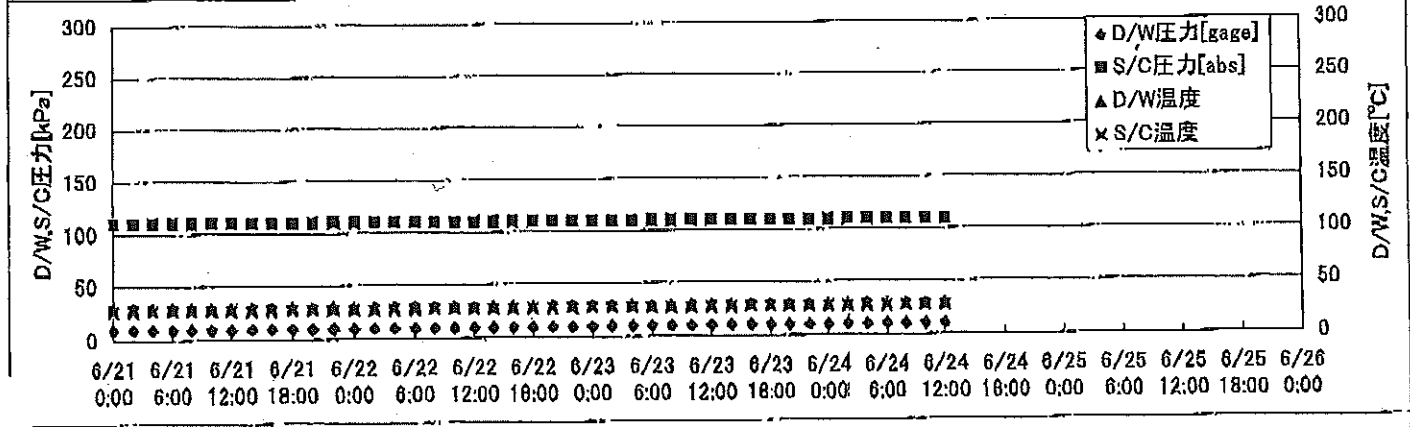
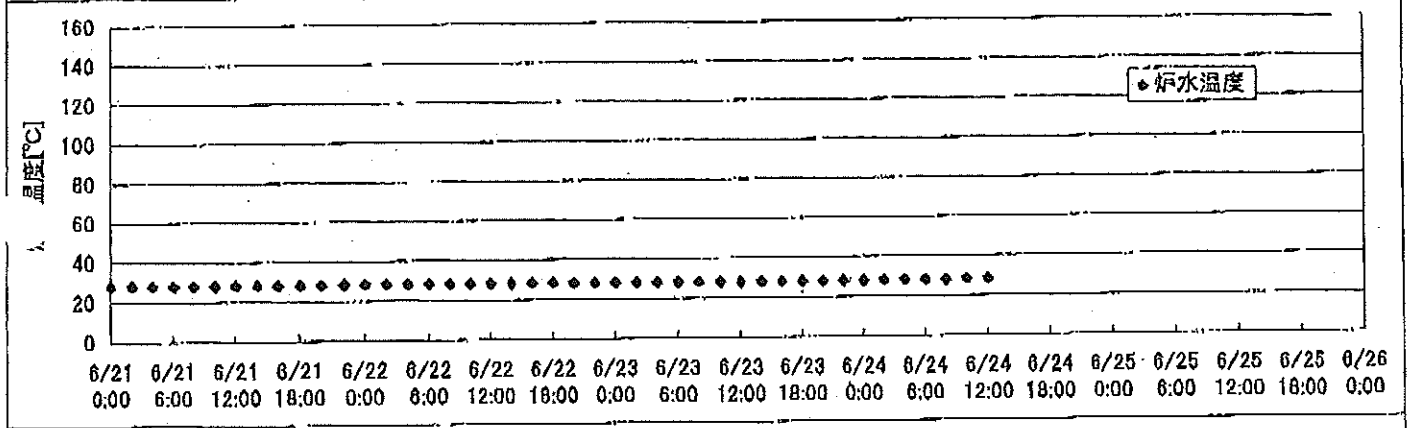
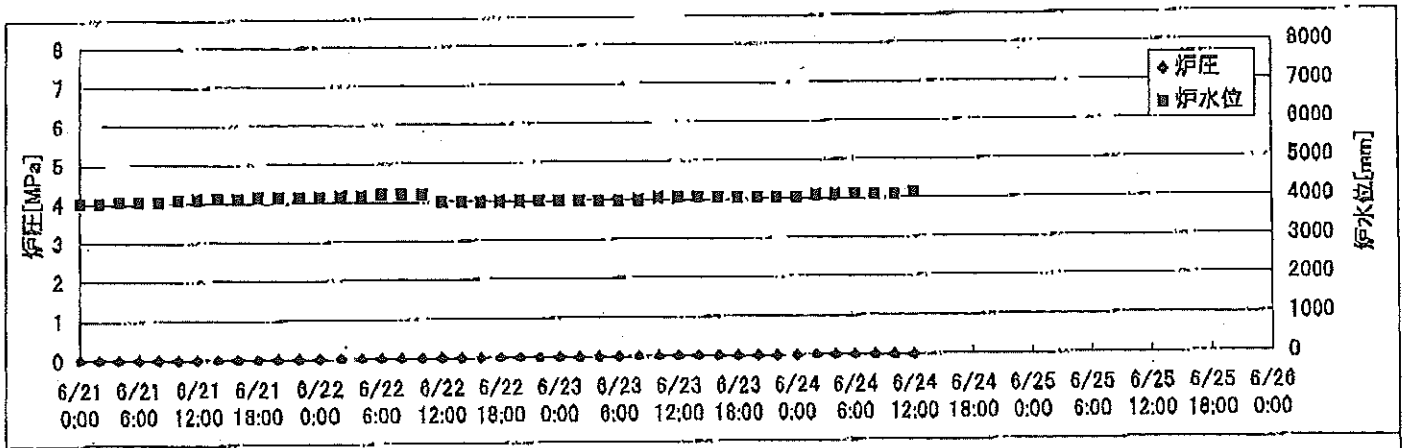
# 2F-1号機



# 2F-2号機



# 2F-3号機



2F-4号機

